

RealRate GmbH, Cecilienstr. 14, 12307 Berlin



RealRate

An den Vorstand
BAM Corporate Services GmbH


26. Oktober, 2025

GERMANY

RealRate-Gütesiegel der deutschen DE Construction 2023

Herzlichen Glückwunsch!

Die BAM Corporate Services GmbH wurde im RealRate-Rating 2023 der deutschen DE Construction analysiert. Sie belegen den 5. Platz im Ranking. Insgesamt wurden 110 DE Construction untersucht und in Bezug auf die Finanzstärke bewertet. Das gesamte Rating finden Sie im Internet unter: <https://realrate.ai/rankings>.



**BAM Corporate
Services**

RealRate ist ein unabhängiges Analysehaus. Auf Basis der veröffentlichten Geschäftsberichte untersuchen wir die deutschen DE Construction. Wir stehen für maximale Objektivität und Vergleichbarkeit.

- Unabhängig: Wir arbeiten nicht im Auftrag der untersuchten Unternehmen.
- Objektiv: Wir verwenden nur öffentliche, testierte Daten.
- Innovativ: Wir verbinden Expertenwissen und künstliche Intelligenz.
- Fundiert: Wirtschaftliche Zusammenhänge werden kausal analysiert.

Werben Sie mit dem RealRate-Gütesiegel! Kunden achten auf unabhängige Ratings. Zeigen Sie Ihren Kunden, Maklern und Vermittlern dieses unabhängige Urteil über die Stärke Ihres Unternehmens. Nutzen Sie das Gütesiegel, um mit Ihrem guten Ergebnis zu werben und ein klares vertrauensbildendes Signal an Vertriebspartner und Kunden zu senden.

Erwerben Sie ein Gütesiegel von RealRate: Nutzen Sie unser Abonnement und erhalten Sie das Siegel jährlich für nur 9.900 Euro p. a. zzgl. Mehrwertsteuer. Zur Bestellung oder

bei Fragen wenden Sie sich gerne direkt an mich:
Mail: holger.bartel@realrate.ai
Phone: +49 (0)160 957 90 844

Und noch ein Vorschlag: Sie wollen Ihr Rating Ihren Kunden, Mitarbeitern oder dem Vertrieb präsentieren? Ich komme gerne zu Ihnen und erkläre objektiv die Stärken der BAM Corporate Services GmbH im Rahmen Ihrer Veranstaltung. In Zusammenarbeit mit unserem Consulting Partner TCI Consult, bieten wir Ihnen die RealRate Analysen z.B. auch für Controlling & Berichtswesen an.

Ich habe mir erlaubt, einen gleichlautenden Brief An die Marketingabteilung zu schicken.

Mit freundlichen Grüßen

A handwritten signature in dark ink, consisting of a series of loops and strokes, representing the name Dr. Holger Bartel.


Dr. Holger Bartel

Bestellung RealRate Gütesiegel 2023 für die BAM Corporate Services GmbH

An
RealRate GmbH
Cecilienstr. 14
12307 Berlin

oder per Email an:
holger.bartel@realrate.ai

Hiermit bestellen wir das RealRate-Gütesiegel der deutschen DE Construction 2023 für die BAM Corporate Services GmbH.



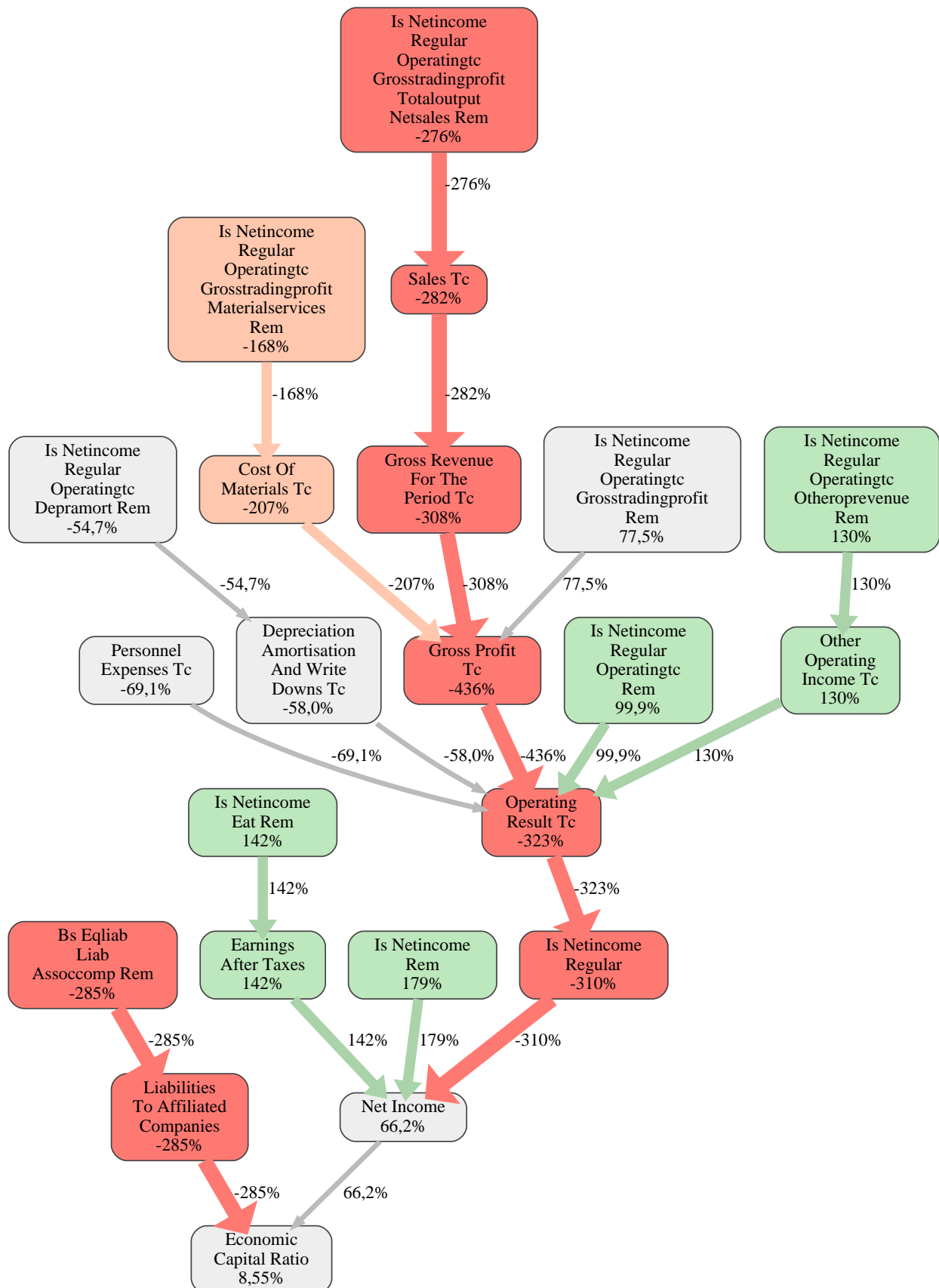
Das Gütesiegel wird von der RealRate GmbH als beliebig skalierbare Vektorgrafik zur Verfügung gestellt. Es kann durch die BAM Corporate Services GmbH unbeschränkt für Werbung und Vertrieb genutzt werden, zum Beispiel auf allen Druckstücken, Angeboten, Anträgen, Produktbroschüren, in Präsentationen, Angebotsprogrammen oder im Internet, Print und TV.

Wir bestellen das Abonnement und erhalten das Siegel jährlich für nur 9.900 Euro p. a. zzgl. Mehrwertsteuer. Den Betrag für 2023 in Höhe von

9.900 Euro
1.881 Euro (19% Mehrwertsteuer)
11.781 Euro

überweisen wir auf das Konto der RealRate GmbH: IBAN: DE04 3707 0024 0326 4546 00.

Ort, Datum, für die BAM Corporate Services GmbH



The relative strengths and weaknesses of BAM Corporate Services GmbH are analyzed with respect to the market average, including all of its competitors. We analyzed all variables having an effect on the Economic Capital Ratio.

The greatest strength of BAM Corporate Services GmbH compared to the market average is the variable Is Netincome Rem, increasing the Economic Capital Ratio by 179% points. The greatest weakness of BAM Corporate Services GmbH is the variable Gross Profit Tc, reducing the Economic Capital Ratio by 436% points.

The company's Economic Capital Ratio, given in the ranking table, is 210%, being 8,5% points above the market average of 202%.

| Input Variable | Value in TEUR | Output Variable | Value in TEUR |
|--|------------------|---|------------------|
| Bs Ass Currass Cashequiv Rem | 709 | Is Netincome Regular Operatingtc Grosstradinggross Totaloutput Jointvent | 0 |
| Bs Ass Currass Inventory Advpaympaid Rem | 0 | Selling Expenses Cos | 0 |
| Bs Ass Currass Inventory Advpaymreceived Contractprogress Rem | 0 | Prepayments And Assets Under Construction | 0 |
| Bs Ass Currass Inventory Advpaymreceived Rem | 0 | Bs Ass Currass Inventory Inprogress Ownpropertyconstruction | 0 |
| Bs Ass Currass Inventory Finishedandmerch Goods Rem | 0 | Other Operating Income Tc Income From Reversal Of Special Tax Allowable Reserves With Accrual Character And Other Special Tax Allowable Reserves | 0 |
| Bs Ass Currass Inventory Finishedandmerch Merchandise Rem | 0 | Other Operating Income Tc Income From Reversal Of Write Downs Of Fixed Assets Income From Reversal Of Write Downs Of Long Term Financial Assets | 0 |
| Bs Ass Currass Inventory Finishedandmerch Notyetinvoiced Rem | 0 | Other Operating Income Tc Income From Reversal Of Write Downs Of Fixed Assets | 0 |
| Bs Ass Currass Inventory Finishedandmerch Rem | 0 | Other Operating Income Tc | 111.972 |
| Bs Ass Currass Inventory Gross Rem | 0 | General And Administrative Expenses Cos | 0 |
| Bs Ass Currass Inventory Inprogress Constructioninprogress Rem | 0 | Cost Of Sales Cos | 0 |
| Bs Ass Currass Inventory Inprogress Goods Rem | 0 | Gross Profit On Sales Cos | 0 |
| Bs Ass Currass Inventory Inprogress Ordersinprogress Rem | 0 | Operating Result Cos | 0 |
| Bs Ass Currass Inventory Inprogress Ownpropertyconstruction Rem | 0 | Bs Ass Fixass Intan Selfmade Finished Software | 0 |
| Bs Ass Currass Inventory Inprogress Rem | 0 | Internally Generated Industrial Property Rights And Similar Values Of Which Completed | 0 |
| Bs Ass Currass Inventory Inprogress Services Rem | 0 | Bs Eqliab Liab Lease | 0 |
| Bs Ass Currass Inventory Other Rem | 0 | Is Netincome Regular Operatingtc Grosstradingprofit Totaloutput Netsales Nursing | 0 |
| Bs Ass Currass Inventory Rem | 0 | | |
| Bs Ass Currass Landforsale Constrprepcosts Rem | 0 | | |

| Input Variable | Value in TEUR | Output Variable | Value in TEUR |
|--|------------------|--|------------------|
| Bs Ass Currass Landforsale Landwithbuildingsunderconstr Rem | 0 | Bs Ass Fixass Tan Advpaym | 0 |
| Bs Ass Currass Landforsale Landwithfinishedbuildings Rem | 0 | Bs Ass Currass Receiv Assoc | 0 |
| Bs Ass Currass Landforsale Landwithoutbuildings Rem | 0 | Liabilities On Bills Accepted And Drawn | 0 |
| Bs Ass Currass Landforsale Rem | 0 | Purchased Concessions Industrial And Similar Rights And Assets And Licences In Such Rights And Assets Concessions | 0 |
| Bs Ass Currass Receiv Affil Rem | 115.037 | Purchased Concessions Industrial And Similar Rights And Assets And Licences In Such Rights And Assets Licences In Rights And Assets | 0 |
| Bs Ass Currass Receiv Assoc Rem | 0 | Purchased Concessions Industrial And Similar Rights And Assets And Licences In Such Rights And Assets Other Rights And Assets | 0 |
| Bs Ass Currass Receiv Care Rem | 0 | Purchased Concessions Industrial And Similar Rights And Assets And Licences In Such Rights And Assets Computer Software | 0 |
| Bs Ass Currass Receiv Case Rem | 0 | Purchased Concessions Industrial And Similar Rights And Assets And Licences In Such Rights And Assets Industrial Rights | 0 |
| Bs Ass Currass Receiv Lease Rem | 0 | Bs Ass Fixass Intan Concessionbrands Websites | 0 |
| Bs Ass Currass Receiv Other Jointwork Rem | 0 | Purchased Concessions Industrial And Similar Rights And Assets Licences In Such Rights And Assets | 0 |
| Bs Ass Currass Receiv Other Rem | 142 | Deferred Tax Assets | 0 |
| Bs Ass Currass Receiv Other Unpaidcapital Rem | 0 | Bs Eqliab Liab_ | 0 |
| Bs Ass Currass Receiv Other Unpaysupplementarycalls Rem | 0 | Liabilities Of Which Due After More Than1 Year | 0 |
| Bs Ass Currass Receiv Other Unpaiduncalledsupplementarycalls Rem | 0 | Payments Received On Account Of Orders Of Which Payments On Account | 0 |
| Bs Ass Currass Receiv Particip Rem | 0 | | |
| Bs Ass Currass Receiv Propertysales Rem | 0 | | |
| Bs Ass Currass Receiv Rem | 0,000060 | | |
| Bs Ass Currass Receiv Retention Rem | 0 | | |
| Bs Ass Currass Receiv Rightofreleasefromtrustliabilities Notpensions Rem | 0 | | |
| Bs Ass Currass Receiv Rightofreleasefromtrustliabilities Pensions Rem | 0 | | |

| Input Variable | Value in TEUR | Output Variable | Value in TEUR |
|--|------------------|--|------------------|
| Bs Ass Currass Receiv Rightofreleasefromtrustliabilities Rem | 0 | Payments Received On Account Of Orders | 0 |
| Bs Ass Currass Receiv Sales Rem | 0 | Bs Eqliab Liab Assoc | 0 |
| Bs Ass Currass Receiv Shareholders Limitedliable Rem | 0 | Liabilities To Affiliated Companies | 87.000 |
| Bs Ass Currass Receiv Shareholders Rem | 0 | Liabilities To Banks Of Which Due After More Than1 Year | 0 |
| Bs Ass Currass Receiv Shareholders Unlimitedliable Rem | 0 | Liabilities To Banks Of Which Due Within1 Year | 0 |
| Bs Ass Currass Receiv Trade Other Rem | 0 | Liabilities To Banks | 0 |
| Bs Ass Currass Receiv Trade Rem | 156 | Bs Eqliab Liab Leasingcompanies | 0 |
| Bs Ass Currass Receiv Unpaidcapital Rem | 0 | Other Liabilities Of Which From Capital Lease Contracts | 0 |
| Bs Ass Currass Receiv Unpaidcapitalunlimitedliablepartner Rem | 0 | Other Liabilities Other Liabilities To Project Consortiums | 0 |
| Bs Ass Currass Rem | -0,000010 | Bs Eqliab Liab Other Thereofsocsec | 0 |
| Bs Ass Currass Securities Affil Rem | 0 | Bs Eqliab Liab Other Thereoftax | 0 |
| Bs Ass Currass Securities Other Rem | 0 | Other Liabilities | 100 |
| Bs Ass Currass Securities Rem | 0 | Liabilities Other Miscellaneous Debt Instruments | 0 |
| Bs Ass Deficitnotcoveredbycapital Rem | 0 | Liabilities To Other Long Term Investees And Investors | 0 |
| Bs Ass Deftax Rem | 0 | Bs Eqliab Liab Payers | 0 |
| Bs Ass Fixass Fin Advpaym Rem | 0 | Bonds | 0 |
| Bs Ass Fixass Fin Advpaymsharesinaffil Rem | 0 | Liabilities Liabilities To Shareholders Liabilities To Limited Partners | 0 |
| Bs Ass Fixass Fin Loans Rem | 0 | Liabilities Liabilities To Shareholders Liabilities To General Partners | 0 |
| Bs Ass Fixass Fin Loanstoaffil Rem | 0 | Liabilities Liabilities To Shareholders | 0 |
| Bs Ass Fixass Fin Loanstoparticip Rem | 0 | Liabilities To Silent Partners | 0 |
| Bs Ass Fixass Fin Loanstosharehold Rem | 0 | Trade Payables From Care | 0 |
| Bs Ass Fixass Fin Otherfinass Coopshares Rem | 0 | Trade Payables Other Payables | 0 |
| | | Trade Payables | 67 |

| Input Variable | Value in TEUR | Output Variable | Value in TEUR |
|---|------------------|---|------------------|
| Bs Ass Fixass Fin Otherfinass Reinsurclaim Rem | 0 | Bs Eqliab Liab Trustliabilities Pensions | 0 |
| Bs Ass Fixass Fin Otherfinass Rem | 0 | Bs Eqliab Liab Trustliabilities | 0 |
| Bs Ass Fixass Fin Otherloans Rem | 0 | Liabilities Of Which Due Within1 Year | 0 |
| Bs Ass Fixass Fin Particip Advpaym Rem | 0 | Liabilities | 87.167 |
| Bs Ass Fixass Fin Particip Assoc Rem | 0 | Is Netincome Consolidationdifference | 0 |
| Bs Ass Fixass Fin Particip Other Rem | 0 | Is Netincome Regular Fin Netparticipation Loss Assoc | 0 |
| Bs Ass Fixass Fin Particip Rem | 50 | Expenses For Loss Absorption Parent | 0 |
| Bs Ass Fixass Fin Participassoc Rem | 0 | Intangible Fixed Assets Prepayments | 0 |
| Bs Ass Fixass Fin Rem | 0 | Other Interest And Similar Income Of Which Income From Discounting | 0 |
| Bs Ass Fixass Fin Securities Rem | 0 | Income From Other Securities And Long Term Loans | 0 |
| Bs Ass Fixass Fin Sharesinaffil Corporations Rem | 0 | Wages And Salaries Tc | 0 |
| Bs Ass Fixass Fin Sharesinaffil Rem | 27 | Social Security Post Employment And Other Employee Benefit Costs Tc Of Which Post Employment Benefits | 0 |
| Bs Ass Fixass Intan Advpaym Rem | 0 | Social Security Post Employment And Other Employee Benefit Costs Tc | 0 |
| Bs Ass Fixass Intan Assets Rem | 0 | Personnel Expenses Tc | 224 |
| Bs Ass Fixass Intan Concessionbrands Concession Rem | 0 | Current Assets Land And Other Inventories Deemed For Sale Construction Preparatory Costs | 0 |
| Bs Ass Fixass Intan Concessionbrands Licenses Rem | 0 | Inventories Other Inventories | 0 |
| Bs Ass Fixass Intan Concessionbrands Other Rem | 0 | Is Netincome Regular Fin Netparticipation Losses | 0 |
| Bs Ass Fixass Intan Concessionbrands Software Rem | 0 | Other Tangible Fixed Assets Miscellaneous Other | 0 |
| Bs Ass Fixass Intan Concessionbrands Trademarks Rem | 0 | Other Tangible Fixed Assets | 0 |
| Bs Ass Fixass Intan Concessionbrands Websites Rem | 0 | Bs Ass Currass Receiv Trade_ | 0 |
| Bs Ass Fixass Intan Freeandpaidconcession Rem | 0 | Trade Receivables Other Receivables | 0 |
| | | Trade Receivables | 156 |



| Input Variable | Value in TEUR | Output Variable | Value in TEUR |
|--|------------------|--|------------------|
| Bs Ass Fixass Intan Goodwill Rem | 0 | Is Netincome Othertaxes Earnings | 0 |
| Bs Ass Fixass Intan Other Rem | 0 | Current Assets Land And Other Inventories Deemed For Sale And And Land Rights With Buildings Under Construction | 0 |
| Bs Ass Fixass Intan Rem | 0 | Is Netincome Regular Operatingtc Grosstradingprofit Totaloutput Netsales Care | 0 |
| Bs Ass Fixass Intan Selfmade Finished Rem | 0 | Technical Equipment And Machinery Machinery And Tools Fixed To Machinery | 0 |
| Bs Ass Fixass Intan Selfmade Finished Software Rem | 0 | Technical Equipment And Machinery | 0 |
| Bs Ass Fixass Intan Selfmade Rem | 0 | Land And Land Rights With Business Buildings And Other Buildings | 0 |
| Bs Ass Fixass Rem | 0 | Receivables And Other Assets Unpaid Supplementary Calls | 0 |
| Bs Ass Fixass Tan Advpaym Rem | 0 | Inventories Prepayments | 0 |
| Bs Ass Fixass Tan Buildingthirdpartyland Rem | 0 | Land Land Rights And Buildings Including Buildings On Third Party Land Buildings On Own Land And Land Rights | 0 |
| Bs Ass Fixass Tan Constrprepcosts Rem | 0 | Receivables And Other Assets Receivables From Property Sales | 0 |
| Bs Ass Fixass Tan Inconstradvpaym Rem | 0 | Bs Ass Currass Receiv Retention | 0 |
| Bs Ass Fixass Tan Landbuildings Advpaym Rem | 0 | Bs Ass Fixass Fin Particip Advpaym | 0 |
| Bs Ass Fixass Tan Landbuildings Buildings Rem | 0 | Receivables And Other Assets Other Assets Receivables From Project Consortiums | 0 |
| Bs Ass Fixass Tan Landbuildings Buildingsonownland Rem | 0 | Receivables And Other Assets Unpaid Contributions To Subscribed Capital | 0 |
| Bs Ass Fixass Tan Landbuildings Landwithoutbuildings Rem | 0 | Bs Ass Currass Receiv Other Unpaiduncalledsupplementarycalls | 0 |
| Bs Ass Fixass Tan Landbuildings Rem | 0 | Receivables And Other Assets Other Assets | 142 |
| Bs Ass Fixass Tan Landwithbusinessbuildings Rem | 0 | | |
| Bs Ass Fixass Tan Landwithheritablebuildingrights Rem | 0 | | |
| Bs Ass Fixass Tan Landwithheritablebuil dingrights_buildingthirdpartyland Rem | 0 | | |
| Bs Ass Fixass Tan Landwithnonresidentialbuildings Rem | 0 | | |

| Input Variable | Value in TEUR | Output Variable | Value in TEUR |
|---|------------------|--|------------------|
| Bs Ass Fixass Tan Landwithoutbuildingswuv Rem | 0 | Is Netincome Priortoincomesharing | 0 |
| Bs Ass Fixass Tan Landwithresidentialbuildingswuv Rem | 0 | Work In Progress Unfinished Goods | 0 |
| Bs Ass Fixass Tan Machinery Machinery Rem | 0 | Work In Progress Contracted Construction In Progress | 0 |
| Bs Ass Fixass Tan Machinery Rem | 0 | Other Own Work Capitalised Tc | 0 |
| Bs Ass Fixass Tan Other Misc Rem | 0 | Receivables From Affiliated Companies | 115.037 |
| Bs Ass Fixass Tan Other Rem | 0 | Cash In Hand Central Bank Balances Bank Balances And Cheques | 709 |
| Bs Ass Fixass Tan Otherequipm Factory Rem | 0 | Inventories Prepayments Received On Account Of Orders Deducted From Assets On The Face Of The Balance Sheet Of Which Payments On Account | 0 |
| Bs Ass Fixass Tan Otherequipm Office Rem | 0 | Inventories Prepayments Received On Account Of Orders Deducted From Assets On The Face Of The Balance Sheet | 0 |
| Bs Ass Fixass Tan Otherequipm Rem | 0 | Finished Goods And Merchandise Finished Goods | 0 |
| Bs Ass Fixass Tan Rem | 0 | Finished Goods And Merchandise Merchandise | 0 |
| Bs Ass Other Rem | 0 | Finished Goods And Merchandise Unbilled Services Rendered | 0 |
| Bs Ass Prepaidexp Rem | 62 | Finished Goods And Merchandise | 0 |
| Bs Ass Rem | 0 | Inventories Gross Before Deduction Of Prepayments | 0 |
| Bs Ass Surplusfromoffsetting Rem | 0 | Bs Ass Currass Inventory Inprogress_ | 0 |
| Bs Eqliab Liab Above1year Rem | 0 | Work In Progress Orders In Progress | 0 |
| Bs Eqliab Liab Advpaym Contractprogress Rem | 0 | Work In Progress Services In Progress | 0 |
| Bs Eqliab Liab Advpaym Rem | 0 | Work In Progress | 0 |
| Bs Eqliab Liab Assoc Rem | 0 | Inventories | 0 |
| Bs Eqliab Liab Assoccomp Rem | 87.000 | Current Assets Land And Other Inventories Deemed For Sale Land And Land Rights Wth Finished Buildings | 0 |
| Bs Eqliab Liab Bank Above1year Rem | 0 | | |
| Bs Eqliab Liab Bank Rem | 0 | | |
| Bs Eqliab Liab Bank Upto1year Rem | 0 | | |
| Bs Eqliab Liab Lease Rem | 0 | | |
| Bs Eqliab Liab Leasingcompanies Rem | 0 | | |
| Bs Eqliab Liab Notes Rem | 0 | | |
| Bs Eqliab Liab Other Capitallease Rem | 0 | | |



| Input Variable | Value in TEUR |
|---|------------------|
| Bs Eqliab Liab Other Jointvent Rem | 0 |
| Bs Eqliab Liab Other Rem | 100 |
| Bs Eqliab Liab Other Thereofsocsec Rem | 0 |
| Bs Eqliab Liab Other Thereoftax Rem | 0 |
| Bs Eqliab Liab Otherdebtinstruments Rem | 0 |
| Bs Eqliab Liab Particip Rem | 0 |
| Bs Eqliab Liab Payers Rem | 0 |
| Bs Eqliab Liab Rem | 0,000020 |
| Bs Eqliab Liab Securities Rem | 0 |
| Bs Eqliab Liab Shareholders Limitedpartner Rem | 0 |
| Bs Eqliab Liab Shareholders Rem | 0 |
| Bs Eqliab Liab Shareholders Unlimitedpartner Rem | 0 |
| Bs Eqliab Liab Silentpart Rem | 0 |
| Bs Eqliab Liab Trade Care Rem | 0 |
| Bs Eqliab Liab Trade Genother Rem | 0 |
| Bs Eqliab Liab Trade Rem | 67 |
| Bs Eqliab Liab Trustliabilities Pensions Rem | 0 |
| Bs Eqliab Liab Trustliabilities Rem | 0 |
| Bs Eqliab Liab Upto1year Rem | 0 |
| Is Netincome Consolidationdifference Rem | 0 |
| Is Netincome Eat Rem | 103.027 |
| Is Netincome Ebit Rem | 0 |
| Is Netincome Ebt Rem | 0 |
| Is Netincome Incomesharing Gain Rem | 0 |
| Is Netincome Incomesharing Loss Rem | 0 |
| Is Netincome Incomesharing Minorityint Rem | 0 |

| Output Variable | Value in TEUR |
|--|------------------|
| Current Assets Land And Other Inventories Deemed For Sale Land And Land Rights Without Buildings | 0 |
| Current Assets Land And Other Inventories Deemed For Sale | 0 |
| Receivables And Other Assets Eceivables From Care | 0 |
| Bs Ass Currass Receiv Case | 0 |
| Receivables And Other Assets Receivables From Rent And Lease | 0 |
| Receivables From Other Long Term Investees And Investors | 0 |
| Bs Ass Currass Receiv Rightofreleasefromtrustliabilities Notpensions | 0 |
| Bs Ass Currass Receiv Rightofreleasefromtrustliabilities Pensions | 0 |
| Bs Ass Currass Receiv Rightofreleasefromtrustliabilities | 0 |
| Bs Ass Currass Receiv Sales | 0 |
| Receivables And Other Assets Receivables From Shareholders Receivables From Limited Partners | 0 |
| Receivables And Other Assets Receivables From Shareholders Receivables From General Partners | 0 |
| Receivables And Other Assets Receivables From Shareholders | 0 |
| Receivables And Other Assets Of Which Unpaid Contributions To Subscribed Capital | 0 |

| Input Variable | Value in TEUR | Output Variable | Value in TEUR |
|---|------------------|--|------------------|
| Is Netincome Incomesharing Rem | 0 | Receivables And Other Assets Of Which Unpaid Contributions To Subscribed Capital Of General Partners | 0 |
| Is Netincome Othertaxes Earnings Rem | 0 | Receivables And Other Assets | 115.335 |
| Is Netincome Othertaxes Rem | 0,0010 | Shares In Affiliated Companies Current Assets | 0 |
| Is Netincome Priortoincomesharing Rem | 0 | Securities Classified As Current Assets Other Securities Classified As Current Assets | 0 |
| Is Netincome Profitparticipationequitynature Rem | 0 | Securities | 0 |
| Is Netincome Regular Fin Netinterest Expenses Rem | 600 | Current Assets | 116.044 |
| Is Netincome Regular Fin Netinterest Expenses Valuediscount Rem | 0 | Is Netincome Regular Fin Netparticipation Earnings Assoc | 0 |
| Is Netincome Regular Fin Netinterest Expensesrefugeehostel Rem | 0 | Shares In Affiliated Companies Shares In Corporations | 0 |
| Is Netincome Regular Fin Netinterest Income Assoc Rem | 0 | Bs Ass Fixass Fin Loans | 0 |
| Is Netincome Regular Fin Netinterest Income Rem | 3.910 | Is Netincome Regular Operatingtc Grosstradingprofit Materialservices_ | 0 |
| Is Netincome Regular Fin Netinterest Income Valuediscount Rem | 0 | Bs Ass Fixass Fin Advpaym | 0 |
| Is Netincome Regular Fin Netinterest Rem | 0 | Other Long Term Equity Investments Other Long Term Equity Investments Not Allocable To A Legal Form | 0 |
| Is Netincome Regular Fin Netparticipation Amortfinanc Rem | -18 | Is Netincome Regular Operatingtc Grosstradingprofit Materialservices Services Municipalmanagement | 0 |
| Is Netincome Regular Fin Netparticipation Amortfinanc Seccurrass Rem | 0 | Earnings After Taxes | 103.027 |
| Is Netincome Regular Fin Netparticipation Earningprofsharing Fiscalunity Profittransfer Grouptaxalloc Rem | 0 | Is Netincome Ebit | 0 |
| Is Netincome Regular Fin Netparticipation Earningprofsharing Fiscalunity Profittransfer Rem | 0 | Is Netincome Ebt | 0 |
| | | Is Netincome Incomesharing Minorityint | 0 |
| | | Profit And Loss Transfer Subsidiary Profit Transferred Under Profit Pooling Profit And Loss Transfer Or Partial Profit Transfer Agreements | 0 |

| Input Variable | Value in TEUR |
|--|------------------|
| Is Netincome Regular Fin Netparticipation Earningprofsharing Fiscalunity Rem | 0 |
| Is Netincome Regular Fin Netparticipation Earningprofsharing Rem | 0 |
| Is Netincome Regular Fin Netparticipation Earnings Assoc Rem | 0 |
| Is Netincome Regular Fin Netparticipation Earnings Groupcomp Rem | 0 |
| Is Netincome Regular Fin Netparticipation Earnings Particip Rem | 0 |
| Is Netincome Regular Fin Netparticipation Earnings Rem | 1.207 |
| Is Netincome Regular Fin Netparticipation Earningsecurities Rem | 0 |
| Is Netincome Regular Fin Netparticipation Expensesassoc Rem | 0 |
| Is Netincome Regular Fin Netparticipation Loss Assoc Rem | 0 |
| Is Netincome Regular Fin Netparticipation Loss Rem | 0 |
| Is Netincome Regular Fin Netparticipation Losses Rem | 0 |
| Is Netincome Regular Fin Netparticipation Rem | 0 |
| Is Netincome Regular Fin Rem | 0 |
| Is Netincome Regular Operatingcogs Admincost Rem | 0 |
| Is Netincome Regular Operatingcogs Grossoprofit Cogs Rem | 0 |
| Is Netincome Regular Operatingcogs Grossoprofit Rem | 0 |

| Output Variable | Value in TEUR |
|---|------------------|
| Profit And Loss Transfer Subsidiary Income From Loss Absorption | 0 |
| Profit And Loss Transfer Subsidiary | 0 |
| Other Taxes | 0,0010 |
| Expenses For The Cession Of Profit Participation Capital | 0 |
| Interest And Similar Expenses Of Which Other Interest And Similar Expenses From Discounting | 0 |
| Interest And Similar Expenses | 600 |
| Is Netincome Regular Fin Netinterest Expensesrefugeehostel | 0 |
| Other Interest And Similar Income Of Which Other Interest And Similar Income From Affiliated Companies | 0 |
| Other Interest And Similar Income | 3.910 |
| Net Interest Income | 4.510 |
| Write Downs Of Long Term Financial Assets And Securities Classified As Current Assets Regular And Unusual Write Downs Of Securities Classified As Current Assets | 0 |
| Write Downs Of Long Term Financial Assets And Securities Classified As Current Assets | -18 |
| Profits Received Under Profit Pooling Profit And Loss Transfer Or Partial Profit Transfer Agreements Parent Income From Taxes Credited To Parent By Consolidated Tax Group Subsidiaries | 0 |



| Input Variable | Value in TEUR | Output Variable | Value in TEUR |
|---|------------------|--|------------------|
| Is Netincome Regular Operatingcogs Rem | 0 | Profits Received Under Profit Pooling Profit And Loss Transfer Or Partial Profit Transfer Agreements Parent Income From Profits Received From A Profit Transfer Fiscal Unity Profit Transfer | 0 |
| Is Netincome Regular Operatingcogs Salescost Rem | 0 | Profits Received Under Profit Pooling Profit And Loss Transfer Or Partial Profit Transfer Agreements Parent Income From Profits Received From A Profit Transfer Fiscal Unity | 0 |
| Is Netincome Regular Operatingtc Depramort Currass Rem | 0 | Profits Received Under Profit Pooling Profit And Loss Transfer Or Partial Profit Transfer Agreements Parent | 0 |
| Is Netincome Regular Operatingtc Depramort Fixass Rem | 0 | Income From Long Term Equity Investments Of Which From Affiliated Companies | 0 |
| Is Netincome Regular Operatingtc Depramort Fixassrefugeehostel Rem | 0 | Income From Long Term Equity Investments Of Which From Non Affiliated Companies | 0 |
| Is Netincome Regular Operatingtc Depramort Rem | 0 | Income From Long Term Equity Investments | 1.207 |
| Is Netincome Regular Operatingtc Grosstradingloss Rem | 0 | Is Netincome Regular Fin Netparticipation Expensesassoc | 0 |
| Is Netincome Regular Operatingtc Grosstradingloss Totaloutput Jointvent Rem | 0 | Net Investment Income | 1.189 |
| Is Netincome Regular Operatingtc Grosstradingloss Totaloutput Rem | 0 | Financial Result | 5.698 |
| Is Netincome Regular Operatingtc Grosstradingprofit Materialservices Material Purchased Rem | 0 | Is Netincome Regular Operatingtc Depramort_ | 0 |
| Is Netincome Regular Operatingtc Grosstradingprofit Materialservices Material Rawmatconssup Rem | 0 | Write Downs Tc Of Current Assets To The Extent As They Exceed The Write Downs That Are Usual For The Corporation | 0 |
| Is Netincome Regular Operatingtc Grosstradingprofit Materialservices Material Rem | 0 | | |
| Is Netincome Regular Operatingtc Grosstradingprofit Materialservices Misc Rem | 0 | | |
| Is Netincome Regular Operatingtc Grosstradingprofit Materialservices Rem | 1.299 | | |



| Input Variable | Value in TEUR | Output Variable | Value in TEUR |
|---|------------------|--|------------------|
| Is Netincome Regular Operatingtc Grosstradingprofit Materialservices Services Landforsale Rem | 0 | Amortisation And Write Downs Of Intangible Fixed Assets And Depreciation And Write Downs Of Tangible Fixed Assets Tc | 0 |
| Is Netincome Regular Operatingtc Grosstradingprofit Materialservices Services Municipalmanagement Rem | 0 | Is Netincome Regular Operatingtc Depmort Fixassrefugeehostel | 0 |
| Is Netincome Regular Operatingtc Grosstradingprofit Materialservices Services Nursing Rem | 0 | Depreciation Amortisation And Write Downs Tc | 0 |
| Is Netincome Regular Operatingtc Grosstradingprofit Materialservices Services Otherservices Rem | 0 | Is Netincome Regular Operatingtc Grosstradingloss Totaloutput | 0 |
| Is Netincome Regular Operatingtc Grosstradingprofit Materialservices Services Propertymanagement Rem | 0 | Is Netincome Regular Operatingtc Grosstradingloss | 0 |
| Is Netincome Regular Operatingtc Grosstradingprofit Materialservices Services Rem | 0 | Cost Of Raw Materials Consumables And Supplies And Of Purchased Merchandise Tc Cost Of Purchased Merchandise | 0 |
| Is Netincome Regular Operatingtc Grosstradingprofit Rem | 0 | Cost Of Raw Materials Consumables And Supplies And Of Purchased Merchandise Tc Cost Of Raw Materials Consumables And Supplies | 0 |
| Is Netincome Regular Operatingtc Grosstradingprofit Totaloutput Inventorychange Decreaseconstructioninprogress Rem | 0 | Cost Of Raw Materials Consumables And Supplies And Of Purchased Merchandise Tc | 0 |
| Is Netincome Regular Operatingtc Grosstradingprofit Totaloutput Inventorychange Rem | 0 | Cost Of Miscellaneous Other Materials Tc | 0 |
| Is Netincome Regular Operatingtc Grosstradingprofit Totaloutput Jointvent Rem | 0 | Is Netincome Regular Operatingtc Grosstradingprofit Materialservices Services Propertymanagement | 0 |
| Is Netincome Regular Operatingtc Grosstradingprofit Totaloutput Netsales Care Rem | 0 | Cost Of Purchased Services Tc Of Which For Real Estate For Sale | 0 |
| | | Is Netincome Regular Operatingtc Grosstradingprofit Materialservices Services Nursing | 0 |

| Input Variable | Value in TEUR |
|--|------------------|
| Is Netincome Regular Operatingtc Grosstradingprofit Totaloutput Netsales Nursing Rem | 0 |
| Is Netincome Regular Operatingtc Grosstradingprofit Totaloutput Netsales Propertymanagement Rem | 0 |
| Is Netincome Regular Operatingtc Grosstradingprofit Totaloutput Netsales Propertymanagementrefugeehostel Rem | 0 |
| Is Netincome Regular Operatingtc Grosstradingprofit Totaloutput Netsales Propertysales Rem | 0 |
| Is Netincome Regular Operatingtc Grosstradingprofit Totaloutput Netsales Rem | 1.424 |
| Is Netincome Regular Operatingtc Grosstradingprofit Totaloutput Ownwork Rem | 0 |
| Is Netincome Regular Operatingtc Grosstradingprofit Totaloutput Rem | 0 |
| Is Netincome Regular Operatingtc Othercost Rem | 11.829 |
| Is Netincome Regular Operatingtc Otheroprevenue Releasepretaxres Rem | 0 |
| Is Netincome Regular Operatingtc Otheroprevenue Rem | 111.972 |
| Is Netincome Regular Operatingtc Otheroprevenue Revalfixass Fin Rem | 0 |
| Is Netincome Regular Operatingtc Otheroprevenue Revalfixass Rem | 0 |
| Is Netincome Regular Operatingtc Rem | 0 |
| Is Netincome Regular Operatingtc Staff Rem | 224 |

| Output Variable | Value in TEUR |
|---|------------------|
| Cost Of Purchased Services Tc Of Which For Other Services | 0 |
| Cost Of Purchased Services Tc | 0 |
| Cost Of Materials Tc | 1.299 |
| Increase Or Decrease In Stock Of Finished Goods And Work In Progress Tc Decrease Of Stock Of Orders In Progress And Construction Contracts In Progress | 0 |
| Increase Or Decrease In Stock Of Finished Goods And Work In Progress Tc | 0 |
| Is Netincome Regular Operatingtc Grosstradingprofit Totaloutput Jointvent | 0 |
| Is Netincome Regular Operatingtc Grosstradingprofit Totaloutput Netsales_ | 0 |
| Is Netincome Regular Operatingtc Grosstradingprofit Totaloutput Netsales Propertymanagement | 0 |
| Is Netincome Regular Operatingtc Grosstradingprofit Totaloutput Netsales Propertymanagementrefugeehostel | 0 |
| Is Netincome Regular Operatingtc Grosstradingprofit Totaloutput Netsales Propertysales | 0 |
| Sales Tc | 1.424 |
| Gross Revenue For The Period Tc | 1.424 |
| Gross Profit Tc | 2.723 |
| Other Operating Expenses Tc | 11.829 |
| Operating Result Tc | 126.748 |
| Is Netincome Regular | 132.446 |
| Taxes On Income Recognised Deferred Taxes Income From Change In Deferred Taxes | 0 |

| Input Variable | Value in TEUR | Output Variable | Value in TEUR |
|--|------------------|---|------------------|
| Is Netincome Regular Operatingtc Staff Salaries Rem | 0 | Taxes On Income Recognised Deferred Taxes | 0 |
| Is Netincome Regular Operatingtc Staff Social Pensions Rem | 0 | Taxes On Income | 1.516 |
| Is Netincome Regular Operatingtc Staff Social Rem | 0 | Is Netincome Thereoffminorityintloss | 0 |
| Is Netincome Regular Rem | 0 | Is Netincome Thereoffminorityintprofit | 0 |
| Is Netincome Rem | -133.962 | Net Income | 103.027 |
| Is Netincome Tax Deferred Addition Rem | 0 | Shares In Affiliated Companies | 27 |
| Is Netincome Tax Deferred Rem | 0 | Bs Ass Fixass Tan Landwithnonresidentialbuildings | 0 |
| Is Netincome Tax Rem | 1.516 | Other Equipment Operating And Office Equipment Operating Equipment | 0 |
| Is Netincome Thereoffminorityintloss Rem | 0 | Other Equipment Operating And Office Equipment Office Equipment | 0 |
| Is Netincome Thereoffminorityintprofit Rem | 0 | Other Equipment Operating And Office Equipment | 0 |
| Liab Liab_ Rem Remainder | 0 | Excess Of Plan Assets Over Pension Liability | 0 |
| S Currass Inventory Inprogress_ Rem Remainder | 0 | Deficit Not Covered By Equity Loss Participation Not Covered By Capital Contributions Withdrawals Not Covered By Capital Contributions Compensations Not Covered By Capital Contributions | 0 |
| S Currass Receiv Trade_ Rem Remainder | 0 | Bs Ass Fixass Fin Advpaymsharesinaffil | 0 |
| Tincome Regular Operatingtc Depramort_ Rem Remainder | 0 | Loans To Affiliated Companies | 0 |
| Tincome Regular Operatingtc Grosstradingprofit Materialservices_ Rem Remainder | 0 | Loans To Other Long Term Investees And Investors | 0 |
| Tincome Regular Operatingtc Grosstradingprofit Totaloutput Netsales_ Rem Remainder | 0 | Loans To Shareholders | 0 |
| | | Other Long Term Financial Assets Shares In Cooperatives | 0 |
| | | Other Long Term Financial Assets Pension Liability Claims From Life Insurance Policies | 0 |
| | | Other Long Term Financial Assets | 0 |

| Output Variable | Value in TEUR |
|---|------------------|
| Other Loans | 0 |
| Bs Ass Fixass Fin Particip Assoc | 0 |
| Other Long Term Equity Investments | 50 |
| Bs Ass Fixass Fin Participassoc | 0 |
| Long Term Securities | 0 |
| Long Term Financial Assets | 77 |
| Bs Ass Fixass Intan Assets | 0 |
| Concessions Industrial And Similar Rights And Assets And Licences In Such Rights And Assets Purchased Or Acquired Free Of Charge | 0 |
| Goodwill | 0 |
| Intangible Fixed Assets Other Intangible Fixed Assets | 0 |
| Internally Generated Industrial Property Rights And Similar Values | 0 |
| Intangible Fixed Assets | 0 |
| Buildings On Third Party Land | 0 |
| Construction Preparatory Costs | 0 |
| Bs Ass Fixass Tan Landbuildings Advpaym | 0 |
| Bs Ass Fixass Tan Landbuildings Buildings | 0 |
| Land Land Rights And Buildings Including Buildings On Third Party Land Undeveloped Land | 0 |
| Land Land Rights And Buildings Including Buildings On Third Party Land | 0 |
| Land With Third Party Heritable Building Rights | 0 |
| Bs Ass Fixass Tan Landwithheritablebuil dingrights_buildingsthirpartyland | 0 |

| Output Variable | Value in TEUR |
|---|------------------|
| Land And Land Rights With Residential Buildings Wuv | 0 |
| Land And Land Rights Without Buildings | 0 |
| Tangible Fixed Assets | 0 |
| Fixed Assets | 77 |
| Other Assets | 0 |
| Prepaid Expenses | 62 |
| Assets | 116.183 |
| Stockholders Equity | 29.017 |
| Economic Capital Ratio before Limited Liability | 210% |
| Economic Capital Ratio | 210% |