

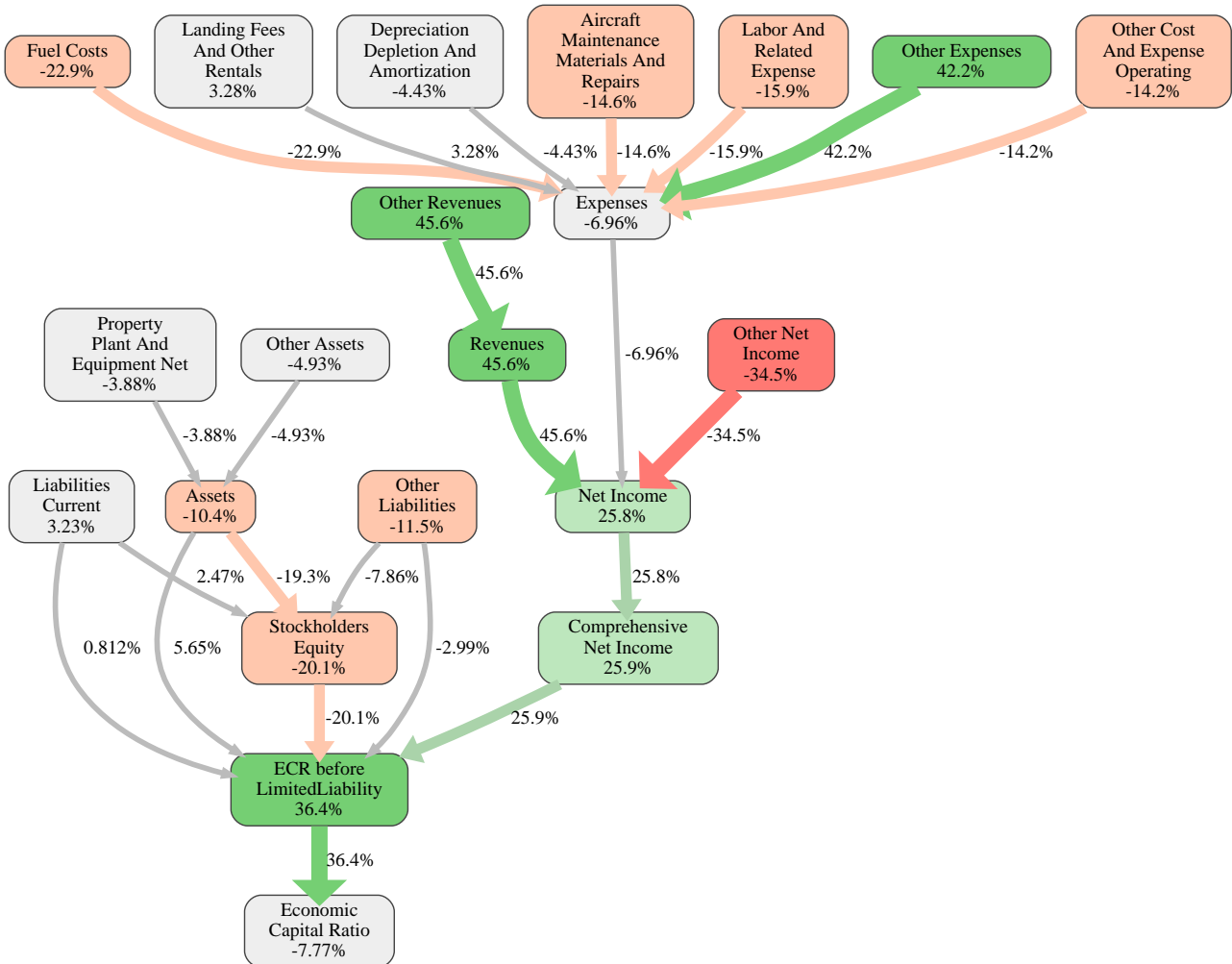


RealRate

AVIATION 2013

Great Lakes Aviation LTD Rank 11 of 17

GREAT LAKES AVIATION, LTD.






RealRate

AVIATION 2013

Great Lakes Aviation LTD Rank 11 of 17

 GREAT LAKES AVIATION, LTD.

The relative strengths and weaknesses of Great Lakes Aviation LTD are analyzed with respect to the market average, including all of its competitors. We analyzed all variables having an effect on the Economic Capital Ratio.

The greatest strength of Great Lakes Aviation LTD compared to the market average is the variable Other Revenues, increasing the Economic Capital Ratio by 46% points. The greatest weakness of Great Lakes Aviation LTD is the variable Other Net Income, reducing the Economic Capital Ratio by 34% points.

The company's Economic Capital Ratio, given in the ranking table, is 69%, being 7.8% points below the market average of 77%.


Input Variable	Value in 1000 USD
Accounts Payable Current	4,605
Accrued Liabilities Current	4,307
Aircraft Maintenance Materials And Repairs	16,649
Aircraft Rental	0
Assets Current	27,303
Assets Noncurrent	0
Contract With Customer Liability Current	0
Costs And Expenses	0
Deferred Revenue	0
Depreciation And Amortization	0
Depreciation Depletion And Amortization	5,830
Employee Related Liabilities Current	0
Fuel Costs	41,871
Labor And Related Expense	34,176
Landing Fees And Other Rentals	0
Liabilities Current	0
Liabilities Noncurrent	0
Long Term Debt And Capital Lease Obligations	0
Long Term Debt And Capital Lease Obligations Current	0
Operating Lease Liability Current	0
Operating Lease Liability Noncurrent	0
Operating Lease Right Of Use Asset	0
Other Assets	0
Other Assets Noncurrent	3,288
Other Compr. Net Income	0
Other Cost And Expense Operating	21,286
Other Expenses	10,057
Other Liabilities	36,400

Output Variable	Value in 1000 USD
Liabilities	45,312
Assets	84,372
Expenses	129,869
Revenues	137,779
Stockholders Equity	39,061
Net Income	2,902
Comprehensive Net Income	2,902
BaseVar	216,166
ECR before Limited Liability	43%
Economic Capital Ratio	69%



AVIATION 2013

Great Lakes Aviation LTD Rank 11 of 17

 GREAT LAKES AVIATION, LTD.

Input Variable	Value in 1000 USD
Other Liabilities Noncurrent	0
Other Net Income	-5,008
Other Revenues	137,779
Property Plant And Equipment Net	53,782
Revenue From Contract With Customer Excluding Assessed Tax	0