

RealRate Inc., 2040 Martin Ave., Santa Clara, CA 95050



RealRate

May 15, 2026


To the CEO
WEST Pharmaceutical
Services INC
530 HERMAN O. WEST DRIVE
EXTON, PA 19341
USA

WEST Pharmaceutical Services INC TOP Rated in the US Plastic & Chemicals Ranking

Dear Sir or Madam,

at RealRate we have just published the 2026 US Plastic & Chemicals ranking. I am happy to inform you that WEST Pharmaceutical Services INC has been TOP Rated at rank 10 out of 46.

Overall, 46 US companies were analyzed with respect to their financial strength. The complete rating is published at <https://www.realrate.ai/rankings>. Your individual rating report, showing your strengths compared to your competitors is attached.



RealRate is an international rating agency based in Santa Clara and Berlin. We use artificial intelligence to create fair and explainable company ratings. Customers highly appreciate the RealRate rating seal: only the strongest companies are able to offer highly attractive and innovative products with top customer services. Billion dollar companies rely on our rating and build trust with their customers.

You too can acquire the RealRate seal and advertise with it. We only reach out to the top-rated companies, like yours and only those may subscribe for our seal. Save a lot of money and effort compared to traditional rating agencies: get a RealRate seal for just \$9,900. Simply sign the attached order form and send it back via email.

I took the liberty of sending an identical letter to the Marketing Department. Please feel free to book a short video call with me: <https://calendly.com/holger-bartel>


Sincerely,

Dr. Holger Bartel, CEO

RealRate Seal Subscription

RealRate Inc.
2040 Martin Ave., Santa Clara, California 95050, USA
Via email to: holger.bartel@realrate.ai

We subscribe to the Plastic & Chemicals RealRate rating for WEST Pharmaceutical Services INC. The subscription comprises the annual rating update. The invoice will be sent annually, provided that a TOP rating is achieved again. The subscription can be cancelled by written letter, effective for the following year.



RealRate provides the rating seal as a scalable vector graphic. It can be used without any restrictions by WEST Pharmaceutical Services INC (Customer) for all promotional purposes, i.e. in product brochures, presentations, websites and broadcasting.

Item **2026 US Plastic & Chemicals RealRate rating seal for WEST Pharmaceutical Services INC**
Amount **USD 9,900**
Order no. 2026-0000105770

Amounts payable by Customer are exclusive of taxes. Customer is responsible for all his taxes and will pay such amounts invoiced by RealRate.

Billing address

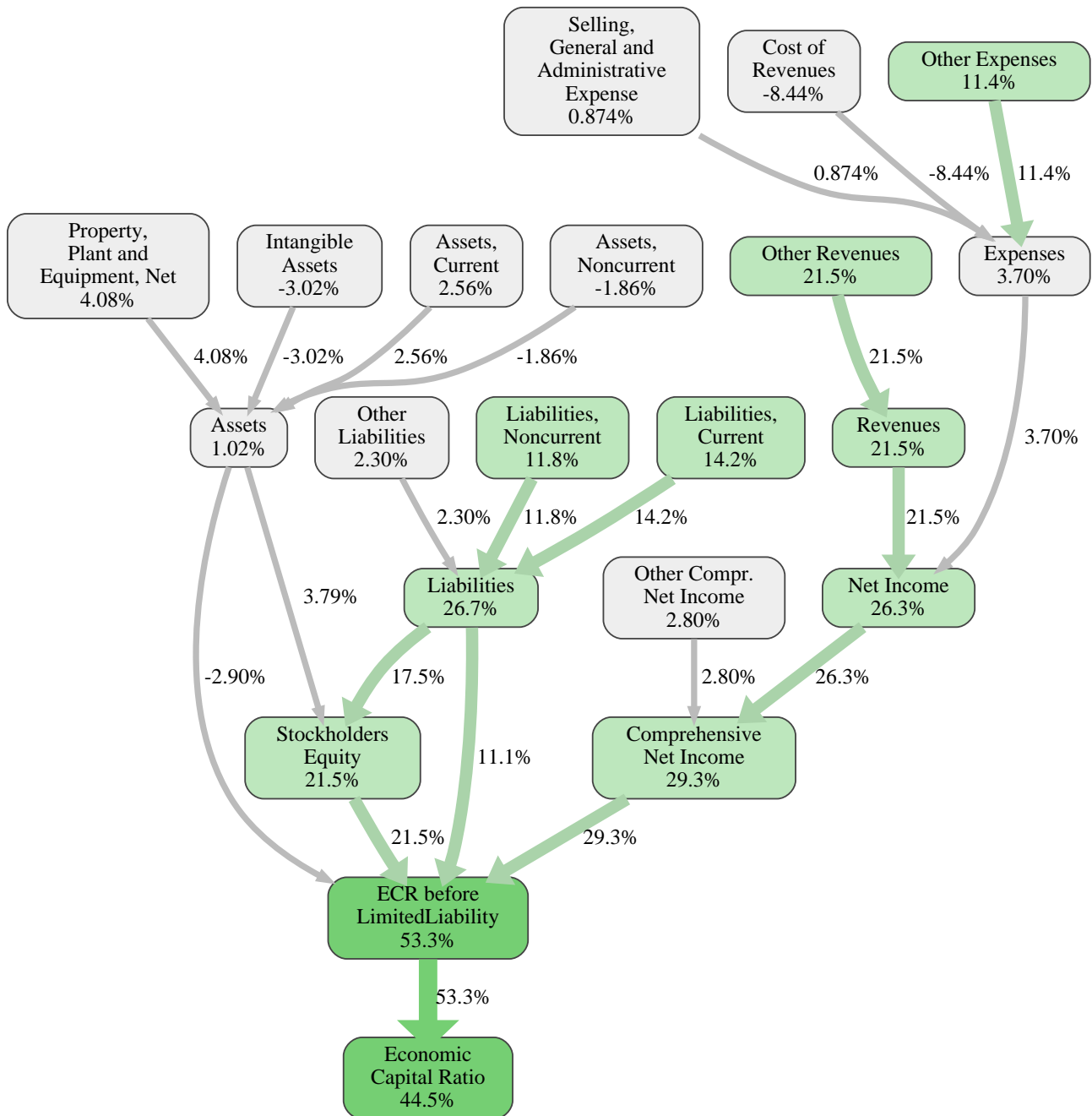
Company name	Full name
Street address	Department
City	Phone number
State / province	Email address
ZIP code	
Country	

Shipping address

The electronic RealRate rating seal and the invoice will be sent to
Delivery email

WEST Pharmaceutical Services INC

Date, location, name



The relative strengths and weaknesses of WEST Pharmaceutical Services INC are analyzed with respect to the market average, including all of its competitors. We analyzed all variables having an effect on the Economic Capital Ratio.

The greatest strength of WEST Pharmaceutical Services INC compared to the market average is the variable Comprehensive Net Income, increasing the Economic Capital Ratio by 29% points. The greatest weakness of WEST Pharmaceutical Services INC is the variable Cost of Revenues, reducing the Economic Capital Ratio by 8.4% points.

The company's Economic Capital Ratio, given in the ranking table, is 169%, being 45% points above the market average of 124%.

Input Variable	Value in 1000 USD	Output Variable	Value in 1000 USD
Assets, Current	1,978,200	Liabilities	1,094,000
Assets, Noncurrent	197,100	Assets	4,270,000
Cost of Revenues	1,970,100	Expenses	2,560,100
Intangible Assets	117,600	Revenues	3,074,100
Liabilities, Current	677,900	Stockholders Equity	3,176,000
Liabilities, Noncurrent	402,600	Net Income	493,700
Other Assets	250,700	Comprehensive Net Income	646,300
Other Compr. Net Income	152,600	BaseVar	5,585,550
Other Expenses	122,100	ECR before LimitedLiability	120%
Other Liabilities	13,500	Economic Capital Ratio	169%
Other Net Income	-20,300		
Other Revenues	3,074,100		
Property, Plant and Equipment, Net	1,726,400		
Selling, General and Administrative Expense	467,900		