

RealRate Inc., 2040 Martin Ave., Santa Clara, CA 95050



RealRate

May 12, 2026


To the Marketing Department
Dream Finders Homes Inc
14701 PHILIPS HIGHWAY
SUITE 300
JACKSONVILLE, FL 32256
USA

Dream Finders Homes Inc TOP Rated in the US Construction Ranking

Dear Sir or Madam,

at RealRate we have just published the 2026 US Construction ranking. I am happy to inform you that Dream Finders Homes Inc has been TOP Rated at rank 3 out of 39.

Overall, 39 US companies were analyzed with respect to their financial strength. The complete rating is published at <https://www.realrate.ai/rankings>. Your individual rating report, showing your strengths compared to your competitors is attached.



DREAM FINDERS HOMES

RealRate is an international rating agency based in Santa Clara and Berlin. We use artificial intelligence to create fair and explainable company ratings. Customers highly appreciate the RealRate rating seal: only the strongest companies are able to offer highly attractive and innovative products with top customer services. Billion dollar companies rely on our rating and build trust with their customers.

You too can acquire the RealRate seal and advertise with it. We only reach out to the top-rated companies, like yours and only those may subscribe for our seal. Save a lot of money and effort compared to traditional rating agencies: get a RealRate seal for just \$9,900. Simply sign the attached order form and send it back via email.

I took the liberty of sending an identical letter to the CEO. Please feel free to book a short video call with me: <https://calendly.com/holger-bartel>


Sincerely,

Dr. Holger Bartel, CEO

RealRate Seal Subscription

RealRate Inc.
2040 Martin Ave., Santa Clara, California 95050, USA
Via email to: holger.bartel@realrate.ai

We subscribe to the Construction RealRate rating for Dream Finders Homes Inc. The subscription comprises the annual rating update. The invoice will be sent annually, provided that a TOP rating is achieved again. The subscription can be cancelled by written letter, effective for the following year.



RealRate provides the rating seal as a scalable vector graphic. It can be used without any restrictions by Dream Finders Homes Inc (Customer) for all promotional purposes, i.e. in product brochures, presentations, websites and broadcasting.

Item **2026 US Construction RealRate rating seal for Dream Finders Homes Inc**
Amount **USD 9,900**
Order no. 2026-0001825088

Amounts payable by Customer are exclusive of taxes. Customer is responsible for all his taxes and will pay such amounts invoiced by RealRate.

Billing address

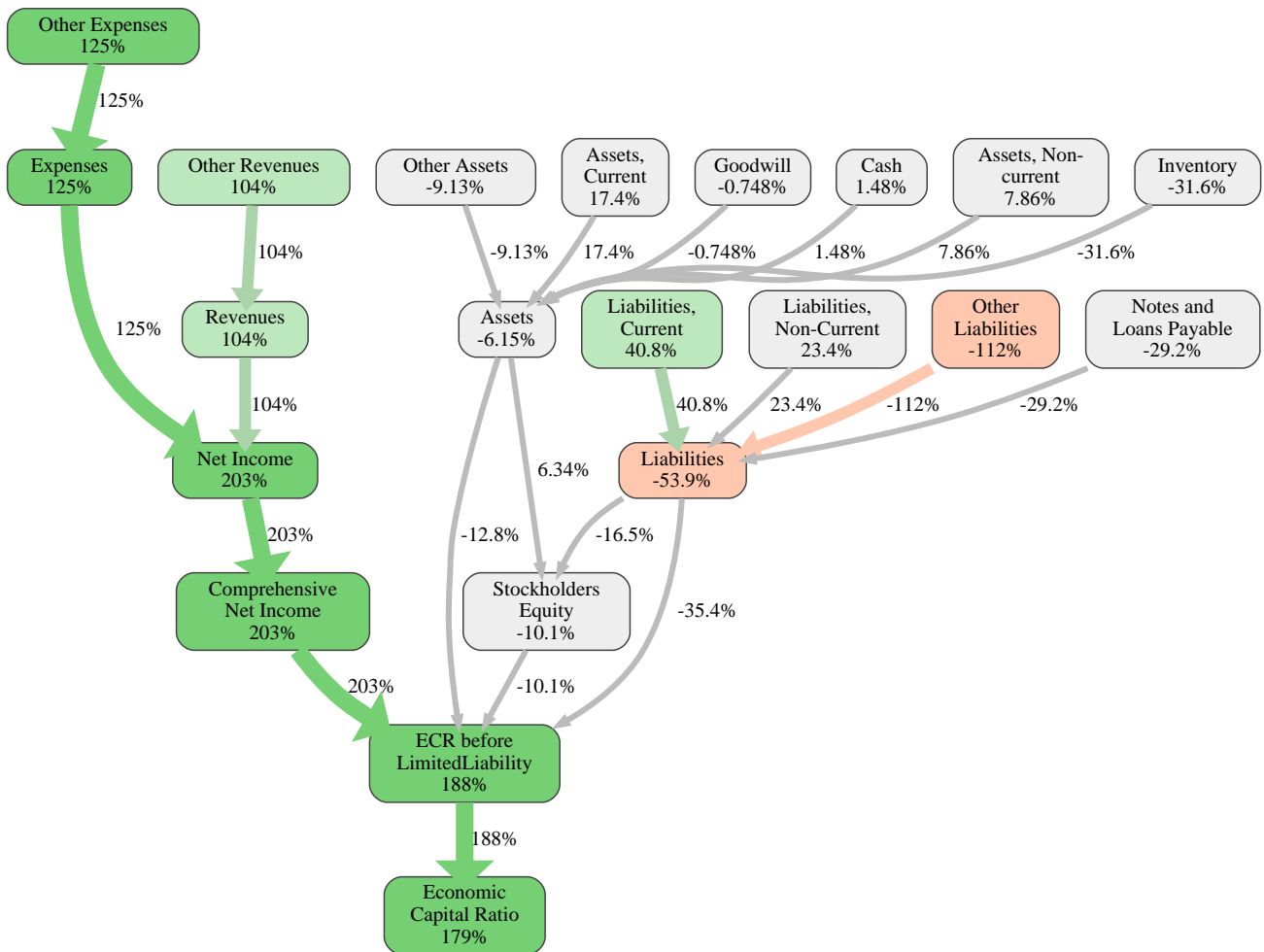
Company name	Full name
Street address	Department
City	Phone number
State / province	Email address
ZIP code	
Country	

Shipping address

The electronic RealRate rating seal and the invoice will be sent to
Delivery email

Dream Finders Homes Inc

Date, location, name



The relative strengths and weaknesses of Dream Finders Homes Inc are analyzed with respect to the market average, including all of its competitors. We analyzed all variables having an effect on the Economic Capital Ratio.

The greatest strength of Dream Finders Homes Inc compared to the market average is the variable Net Income, increasing the Economic Capital Ratio by 203% points. The greatest weakness of Dream Finders Homes Inc is the variable Other Liabilities, reducing the Economic Capital Ratio by 112% points.

The company's Economic Capital Ratio, given in the ranking table, is 325%, being 179% points above the market average of 146%.

Input Variable	Value in 1000 USD
Assets, Current	0
Assets, Non-current	0
Cash	234,766
Goodwill	377,361
Inventory	2,025,662
Liabilities, Current	0
Liabilities, Non-Current	0
Notes and Loans Payable	591,060
Other Assets	1,089,695
Other Compr. Net Income	0
Other Expenses	542,091
Other Liabilities	1,532,313
Other Net Income	4,728
Other Revenues	4,322,848

Output Variable	Value in 1000 USD
Liabilities	2,123,373
Assets	3,727,484
Expenses	542,091
Revenues	4,322,848
Stockholders Equity	1,604,111
Net Income	3,785,485
Comprehensive Net Income	3,785,485
BaseVar	8,160,321
ECR before LimitedLiability	324%
Economic Capital Ratio	325%