

RealRate Inc., 2040 Martin Ave., Santa Clara, CA 95050



RealRate

May 11, 2026


To the Marketing Department
Life360 Inc
1900 SOUTH NORFOLK STREET, SUITE 310
SAN MATEO, CA 94403
USA

Life360 Inc TOP Rated in the US Data Processing Ranking

Dear Sir or Madam,

at RealRate we have just published the 2026 US Data Processing ranking. I am happy to inform you that Life360 Inc has been TOP Rated at rank 7 out of 35.

Overall, 35 US companies were analyzed with respect to their financial strength. The complete rating is published at <https://www.realrate.ai/rankings>. Your individual rating report, showing your strengths compared to your competitors is attached.



RealRate is an international rating agency based in Santa Clara and Berlin. We use artificial intelligence to create fair and explainable company ratings. Customers highly appreciate the RealRate rating seal: only the strongest companies are able to offer highly attractive and innovative products with top customer services. Billion dollar companies rely on our rating and build trust with their customers.

You too can acquire the RealRate seal and advertise with it. We only reach out to the top-rated companies, like yours and only those may subscribe for our seal. Save a lot of money and effort compared to traditional rating agencies: get a RealRate seal for just \$9,900. Simply sign the attached order form and send it back via email.

I took the liberty of sending an identical letter to the CEO. Please feel free to book a short video call with me: <https://calendly.com/holger-bartel>


Sincerely,

Dr. Holger Bartel, CEO

RealRate Seal Subscription

RealRate Inc.
2040 Martin Ave., Santa Clara, California 95050, USA
Via email to: holger.bartel@realrate.ai

We subscribe to the Data Processing RealRate rating for Life360 Inc. The subscription comprises the annual rating update. The invoice will be sent annually, provided that a TOP rating is achieved again. The subscription can be cancelled by written letter, effective for the following year.



RealRate provides the rating seal as a scalable vector graphic. It can be used without any restrictions by Life360 Inc (Customer) for all promotional purposes, i.e. in product brochures, presentations, websites and broadcasting.

Item **2026 US Data Processing RealRate rating seal for Life360 Inc**
Amount **USD 9,900**
Order no. 2026-0001581760

Amounts payable by Customer are exclusive of taxes. Customer is responsible for all his taxes and will pay such amounts invoiced by RealRate.

Billing address

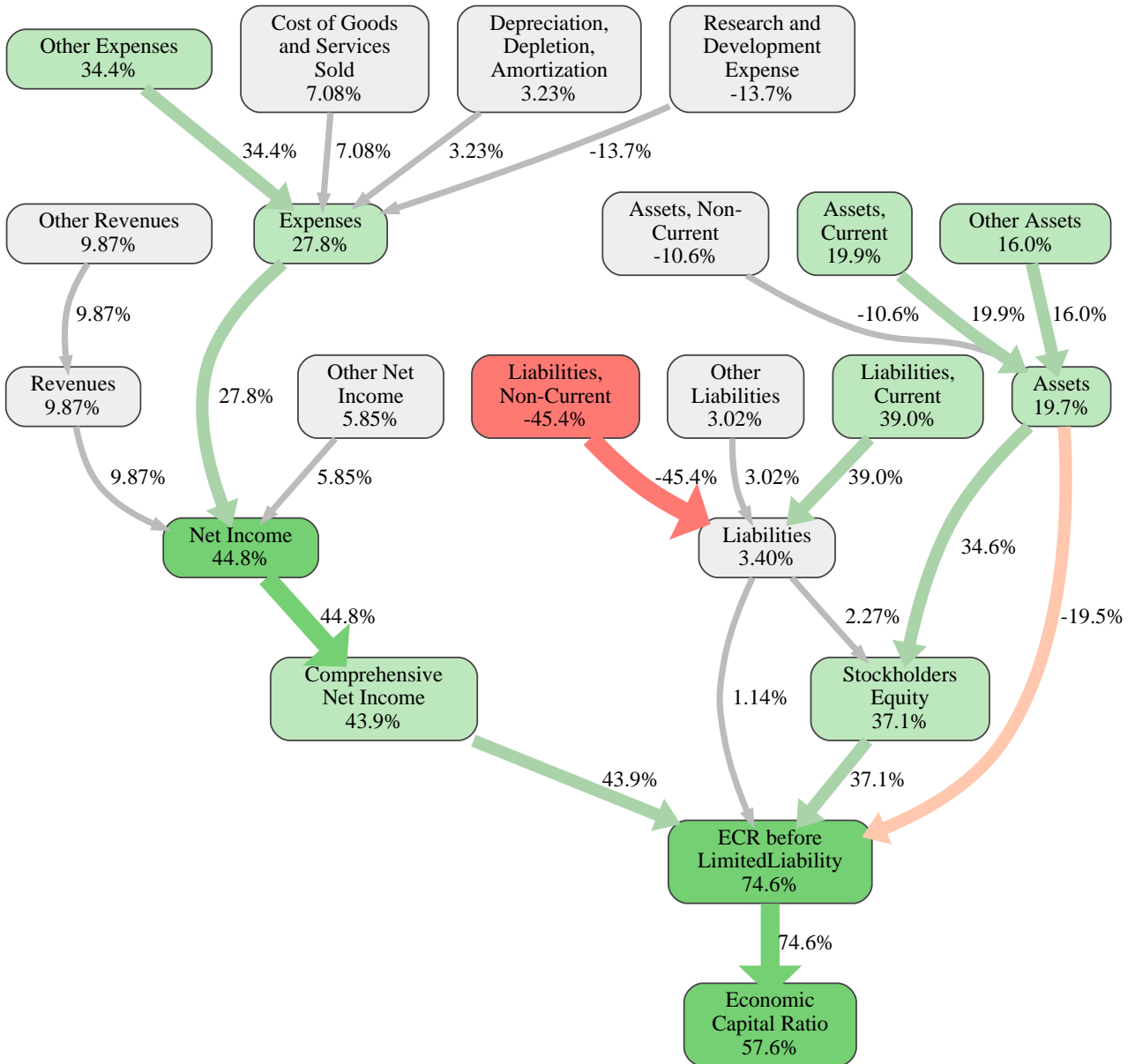
Company name	Full name
Street address	Department
City	Phone number
State / province	Email address
ZIP code	
Country	

Shipping address

The electronic RealRate rating seal and the invoice will be sent to
Delivery email

Life360 Inc

Date, location, name



The relative strengths and weaknesses of Life360 Inc are analyzed with respect to the market average, including all of its competitors. We analyzed all variables having an effect on the Economic Capital Ratio.

The greatest strength of Life360 Inc compared to the market average is the variable Net Income, increasing the Economic Capital Ratio by 45% points. The greatest weakness of Life360 Inc is the variable Liabilities, Non-Current, reducing the Economic Capital Ratio by 45% points.

The company's Economic Capital Ratio, given in the ranking table, is 287%, being 58% points above the market average of 229%.

Input Variable	Value in 1000 USD	Output Variable	Value in 1000 USD
Assets, Current	606,104	Assets	959,688
Assets, Non-Current	3,354	Liabilities	411,506
Cost of Goods and Services Sold	108,639	Expenses	352,482
Depreciation, Depletion, Amortization	0	Revenues	489,481
General and Administrative Expense	78,644	Stockholders Equity	548,182
Intangible Assets	172,896	Net Income	150,832
Liabilities, Current	96,790	Comprehensive Net Income	150,836
Liabilities, Non-Current	310,386	BaseVar	1,327,447
Other Assets	177,334	ECR before LimitedLiability	154%
Other Compr. Net Income	4.0	Economic Capital Ratio	287%
Other Expenses	-118,173		
Other Liabilities	4,330		
Other Net Income	13,833		
Other Revenues	489,481		
Research and Development Expense	128,409		
Selling Expense	154,963		