

RealRate Inc., 2040 Martin Ave., Santa Clara, CA 95050



RealRate

May 11, 2026


To the CEO
Zoom Communications Inc
55 ALMADEN BOULEVARD, 6TH FLOOR
SAN JOSE, CA 95113
USA

Zoom Communications Inc TOP Rated in the US Programming Ranking

Dear Sir or Madam,

at RealRate we have just published the 2026 US Programming ranking. I am happy to inform you that Zoom Communications Inc has been TOP Rated at rank 6 out of 56.

Overall, 56 US companies were analyzed with respect to their financial strength. The complete rating is published at <https://www.realrate.ai/rankings>. Your individual rating report, showing your strengths compared to your competitors is attached.



RealRate is an international rating agency based in Santa Clara and Berlin. We use artificial intelligence to create fair and explainable company ratings. Customers highly appreciate the RealRate rating seal: only the strongest companies are able to offer highly attractive and innovative products with top customer services. Billion dollar companies rely on our rating and build trust with their customers.

You too can acquire the RealRate seal and advertise with it. We only reach out to the top-rated companies, like yours and only those may subscribe for our seal. Save a lot of money and effort compared to traditional rating agencies: get a RealRate seal for just \$9,900. Simply sign the attached order form and send it back via email.

I took the liberty of sending an identical letter to the Marketing Department. Please feel free to book a short video call with me: <https://calendly.com/holger-bartel>


Sincerely,

Dr. Holger Bartel, CEO

RealRate Seal Subscription

RealRate Inc.
2040 Martin Ave., Santa Clara, California 95050, USA
Via email to: holger.bartel@realrate.ai

We subscribe to the Programming RealRate rating for Zoom Communications Inc. The subscription comprises the annual rating update. The invoice will be sent annually, provided that a TOP rating is achieved again. The subscription can be cancelled by written letter, effective for the following year.



RealRate provides the rating seal as a scalable vector graphic. It can be used without any restrictions by Zoom Communications Inc (Customer) for all promotional purposes, i.e. in product brochures, presentations, websites and broadcasting.

Item **2026 US Programming RealRate rating seal for Zoom Communications Inc**
Amount **USD 9,900**
Order no. 2026-0001585521

Amounts payable by Customer are exclusive of taxes. Customer is responsible for all his taxes and will pay such amounts invoiced by RealRate.

Billing address

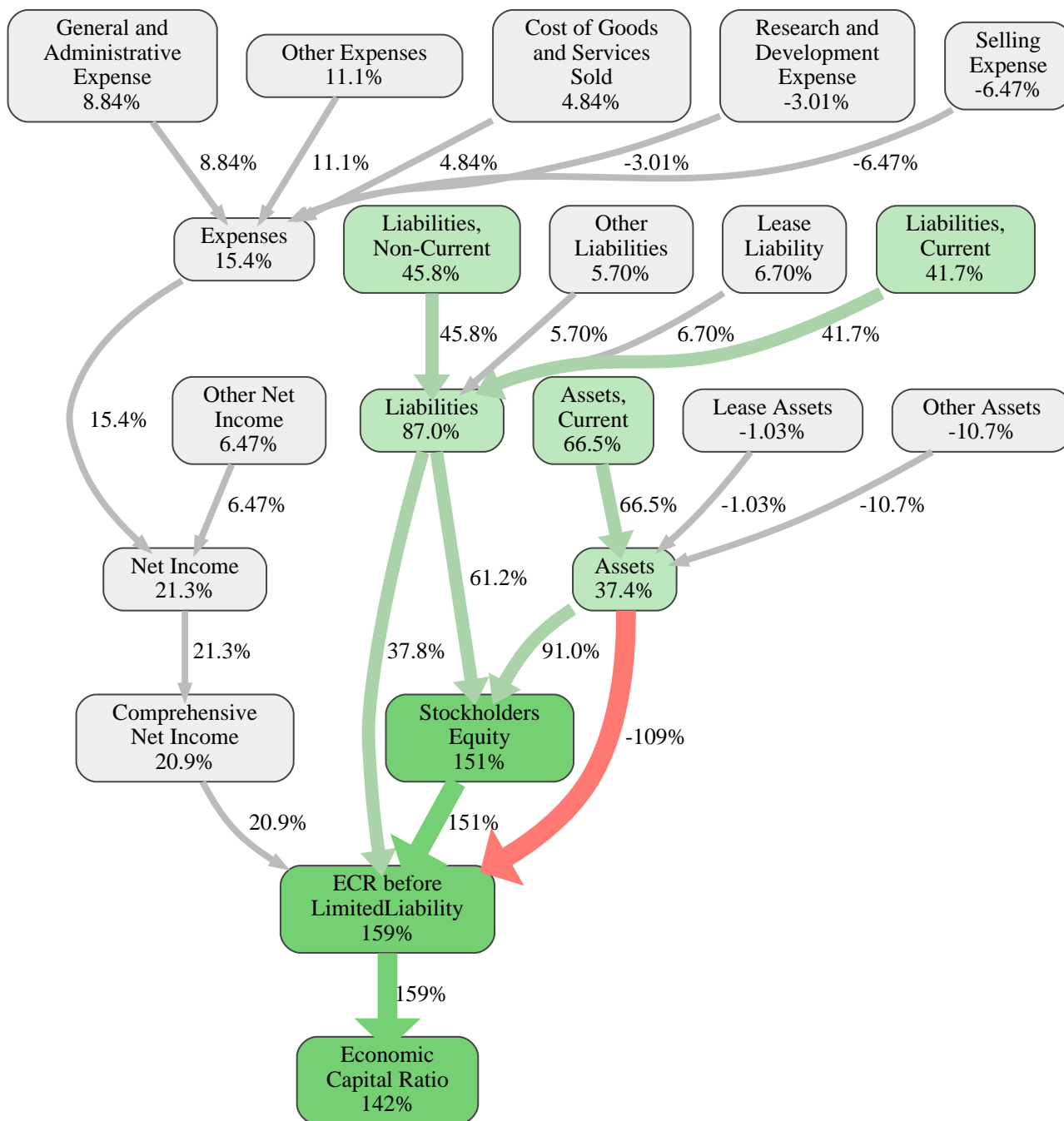
Company name	Full name
Street address	Department
City	Phone number
State / province	Email address
ZIP code	
Country	

Shipping address

The electronic RealRate rating seal and the invoice will be sent to
Delivery email

Zoom Communications Inc

Date, location, name



The relative strengths and weaknesses of Zoom Communications Inc are analyzed with respect to the market average, including all of its competitors. We analyzed all variables having an effect on the Economic Capital Ratio.

The greatest strength of Zoom Communications Inc compared to the market average is the variable Stockholders Equity, increasing the Economic Capital Ratio by 151% points. The greatest weakness of Zoom Communications Inc is the variable Other Assets, reducing the Economic Capital Ratio by 11% points.

The company's Economic Capital Ratio, given in the ranking table, is 368%, being 142% points above the market average of 226%.

Input Variable	Value in 1000 USD
Assets, Current	9,425,733
Assets, Non-Current	154,073
Cost of Goods and Services Sold	1,129,627
General and Administrative Expense	442,712
Intangible Assets	0
Lease Assets	55,900
Lease Liability	37,406
Liabilities, Current	1,903,294
Liabilities, Non-Current	95,363
Other Assets	1,352,715
Other Compr. Net Income	3,927
Other Expenses	305,346
Other Liabilities	17,274
Other Net Income	502,289
Other Revenues	4,665,433
Property Plant and Equipment	0
Research and Development Expense	852,415
Selling Expense	1,427,384

Output Variable	Value in 1000 USD
Assets	10,988,421
Liabilities	2,053,337
Expenses	4,157,484
Revenues	4,665,433
Stockholders Equity	8,935,084
Net Income	1,010,238
Comprehensive Net Income	1,014,165
BaseVar	11,185,446
ECR before LimitedLiability	333%
Economic Capital Ratio	368%