

RealRate Inc., 2040 Martin Ave., Santa Clara, CA 95050



RealRate

May 11, 2026


To the CEO
IAC Inc.
555 WEST 18TH STREET
NEW YORK, NY 10011
USA

IAC Inc. TOP Rated in the US Programming Ranking

Dear Sir or Madam,

at RealRate we have just published the 2026 US Programming ranking. I am happy to inform you that IAC Inc. has been TOP Rated at rank 2 out of 56.

Overall, 56 US companies were analyzed with respect to their financial strength. The complete rating is published at <https://www.realrate.ai/rankings>. Your individual rating report, showing your strengths compared to your competitors is attached.



RealRate is an international rating agency based in Santa Clara and Berlin. We use artificial intelligence to create fair and explainable company ratings. Customers highly appreciate the RealRate rating seal: only the strongest companies are able to offer highly attractive and innovative products with top customer services. Billion dollar companies rely on our rating and build trust with their customers.

You too can acquire the RealRate seal and advertise with it. We only reach out to the top-rated companies, like yours and only those may subscribe for our seal. Save a lot of money and effort compared to traditional rating agencies: get a RealRate seal for just \$9,900. Simply sign the attached order form and send it back via email.

I took the liberty of sending an identical letter to the Marketing Department. Please feel free to book a short video call with me: <https://calendly.com/holger-bartel>


Sincerely,

Dr. Holger Bartel, CEO

RealRate Seal Subscription

RealRate Inc.
2040 Martin Ave., Santa Clara, California 95050, USA
Via email to: holger.bartel@realrate.ai

We subscribe to the Programming RealRate rating for IAC Inc.. The subscription comprises the annual rating update. The invoice will be sent annually, provided that a TOP rating is achieved again. The subscription can be cancelled by written letter, effective for the following year.



RealRate provides the rating seal as a scalable vector graphic. It can be used without any restrictions by IAC Inc. (Customer) for all promotional purposes, i.e. in product brochures, presentations, websites and broadcasting.

Item **2026 US Programming RealRate rating seal for IAC Inc.**
Amount **USD 9,900**
Order no. 2026-0001800227

Amounts payable by Customer are exclusive of taxes. Customer is responsible for all his taxes and will pay such amounts invoiced by RealRate.

Billing address

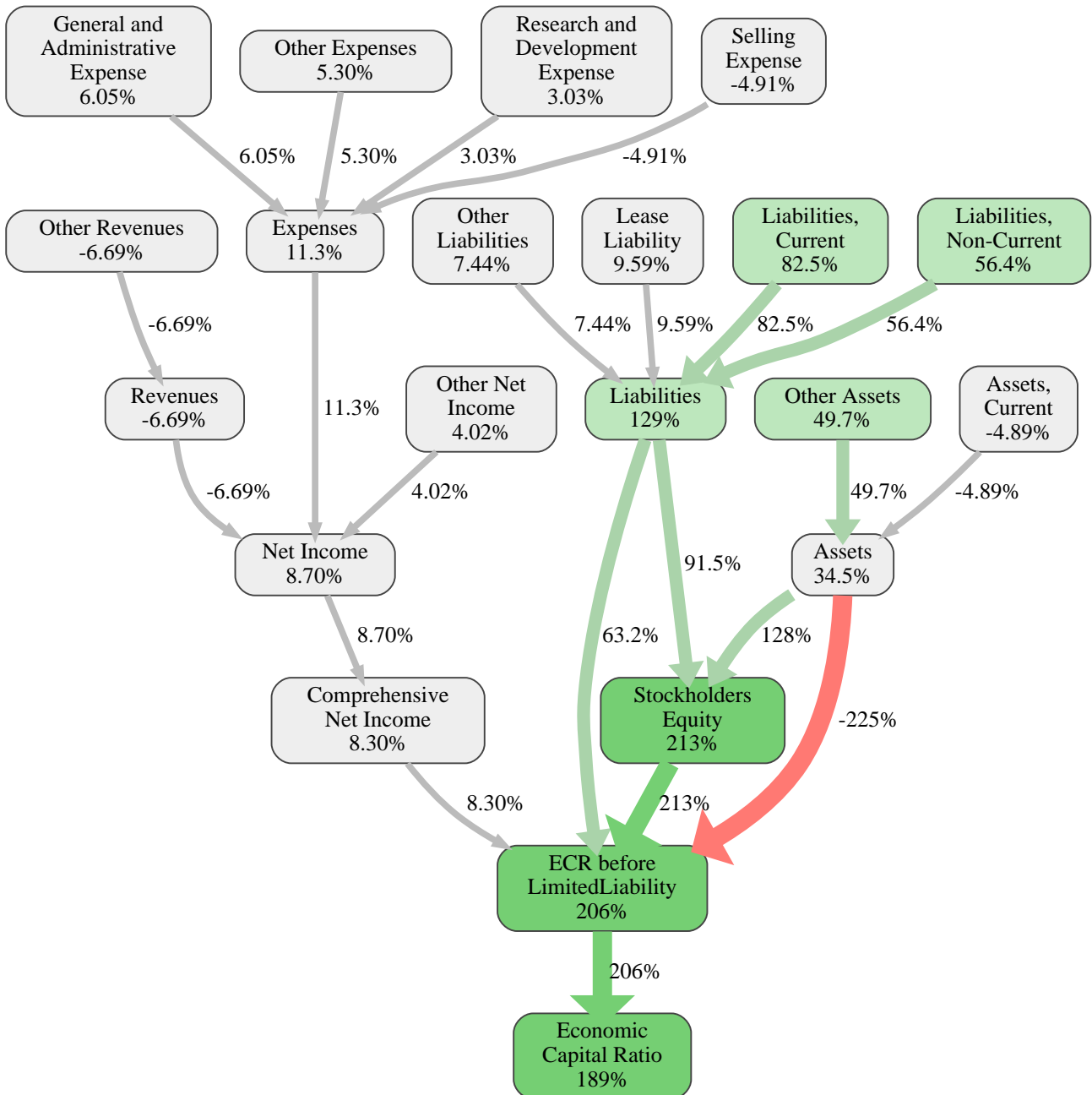
Company name	Full name
Street address	Department
City	Phone number
State / province	Email address
ZIP code	
Country	

Shipping address

The electronic RealRate rating seal and the invoice will be sent to
Delivery email

IAC Inc.

Date, location, name



The relative strengths and weaknesses of IAC Inc. are analyzed with respect to the market average, including all of its competitors. We analyzed all variables having an effect on the Economic Capital Ratio.

The greatest strength of IAC Inc. compared to the market average is the variable Stockholders Equity, increasing the Economic Capital Ratio by 213% points. The greatest weakness of IAC Inc. is the variable Other Revenues, reducing the Economic Capital Ratio by 6.7% points.

The company's Economic Capital Ratio, given in the ranking table, is 415%, being 189% points above the market average of 226%.

Input Variable	Value in 1000 USD	Output Variable	Value in 1000 USD
Assets, Current	1,544,750	Assets	7,130,729
Assets, Non-Current	230,153	Liabilities	560,867
Cost of Goods and Services Sold	809,765	Expenses	2,645,480
General and Administrative Expense	418,523	Revenues	2,393,189
Intangible Assets	0	Stockholders Equity	6,569,862
Lease Assets	0	Net Income	-101,470
Lease Liability	0	Comprehensive Net Income	-101,470
Liabilities, Current	560,867	BaseVar	6,440,543
Liabilities, Non-Current	0	ECR before LimitedLiability	394%
Other Assets	5,355,826	Economic Capital Ratio	415%
Other Compr. Net Income	0		
Other Expenses	492,951		
Other Liabilities	0		
Other Net Income	150,821		
Other Revenues	2,393,189		
Property Plant and Equipment	0		
Research and Development Expense	196,021		
Selling Expense	728,220		