

RealRate Inc., 2040 Martin Ave., Santa Clara, CA 95050



RealRate

May 11, 2026


To the Marketing Department
Rumble Inc
110 EAST 59TH STREET
NEW YORK, NY 10022
USA

Rumble Inc TOP Rated in the US Programming Ranking

Dear Sir or Madam,

at RealRate we have just published the 2026 US Programming ranking. I am happy to inform you that Rumble Inc has been TOP Rated at rank 13 out of 56.

Overall, 56 US companies were analyzed with respect to their financial strength. The complete rating is published at <https://www.realrate.ai/rankings>. Your individual rating report, showing your strengths compared to your competitors is attached.



RealRate is an international rating agency based in Santa Clara and Berlin. We use artificial intelligence to create fair and explainable company ratings. Customers highly appreciate the RealRate rating seal: only the strongest companies are able to offer highly attractive and innovative products with top customer services. Billion dollar companies rely on our rating and build trust with their customers.

You too can acquire the RealRate seal and advertise with it. We only reach out to the top-rated companies, like yours and only those may subscribe for our seal. Save a lot of money and effort compared to traditional rating agencies: get a RealRate seal for just \$9,900. Simply sign the attached order form and send it back via email.

I took the liberty of sending an identical letter to the CEO. Please feel free to book a short video call with me: <https://calendly.com/holger-bartel>


Sincerely,

Dr. Holger Bartel, CEO

RealRate Seal Subscription

RealRate Inc.
2040 Martin Ave., Santa Clara, California 95050, USA
Via email to: holger.bartel@realrate.ai

We subscribe to the Programming RealRate rating for Rumble Inc. The subscription comprises the annual rating update. The invoice will be sent annually, provided that a TOP rating is achieved again. The subscription can be cancelled by written letter, effective for the following year.



RealRate provides the rating seal as a scalable vector graphic. It can be used without any restrictions by Rumble Inc (Customer) for all promotional purposes, i.e. in product brochures, presentations, websites and broadcasting.

Item **2026 US Programming RealRate rating seal for Rumble Inc**
Amount **USD 9,900**
Order no. 2026-0001830081

Amounts payable by Customer are exclusive of taxes. Customer is responsible for all his taxes and will pay such amounts invoiced by RealRate.

Billing address

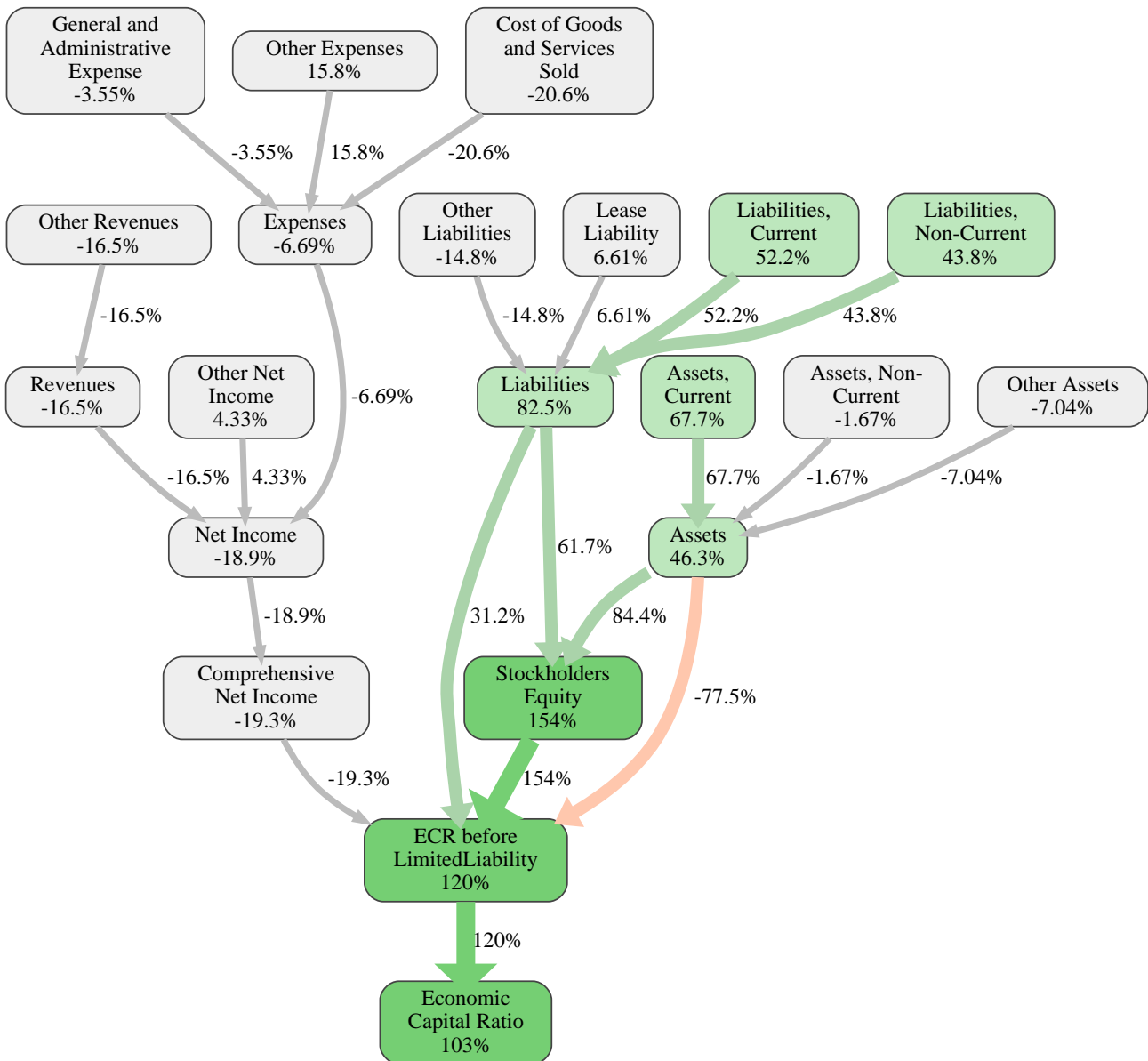
Company name	Full name
Street address	Department
City	Phone number
State / province	Email address
ZIP code	
Country	

Shipping address

The electronic RealRate rating seal and the invoice will be sent to
Delivery email

Rumble Inc

Date, location, name



The relative strengths and weaknesses of Rumble Inc are analyzed with respect to the market average, including all of its competitors. We analyzed all variables having an effect on the Economic Capital Ratio.

The greatest strength of Rumble Inc compared to the market average is the variable Stockholders Equity, increasing the Economic Capital Ratio by 154% points. The greatest weakness of Rumble Inc is the variable Cost of Goods and Services Sold, reducing the Economic Capital Ratio by 21% points.

The company's Economic Capital Ratio, given in the ranking table, is 328%, being 103% points above the market average of 226%.

Input Variable	Value in 1000 USD	Output Variable	Value in 1000 USD
Assets, Current	264,546	Assets	336,847
Assets, Non-Current	1,124	Liabilities	62,005
Cost of Goods and Services Sold	107,384	Expenses	192,872
General and Administrative Expense	48,739	Revenues	100,622
Intangible Assets	0	Stockholders Equity	274,842
Lease Assets	1,868	Net Income	-81,830
Lease Liability	633	Comprehensive Net Income	-81,830
Liabilities, Current	45,262	BaseVar	351,382
Liabilities, Non-Current	500	ECR before LimitedLiability	279%
Other Assets	69,308	Economic Capital Ratio	328%
Other Compr. Net Income	0		
Other Expenses	-5,886		
Other Liabilities	15,609		
Other Net Income	10,419		
Other Revenues	100,622		
Property Plant and Equipment	0		
Research and Development Expense	18,744		
Selling Expense	23,892		