

RealRate Inc., 2040 Martin Ave., Santa Clara, CA 95050



RealRate

April 28, 2026


To the Marketing Department
Comstock Holding
Companies Inc
1900 RESTON METRO PLAZA, 10TH FLOOR
RESTON, VA 20190
USA

Comstock Holding Companies Inc TOP Rated in the US Real Estate Ranking

Dear Sir or Madam,

at RealRate we have just published the 2026 US Real Estate ranking. I am happy to inform you that Comstock Holding Companies Inc has been TOP Rated at rank 2 out of 23.

Overall, 23 US companies were analyzed with respect to their financial strength. The complete rating is published at <https://www.realrate.ai/rankings>. Your individual rating report, showing your strengths compared to your competitors is attached.



COMSTOCK

RealRate is an international rating agency based in Santa Clara and Berlin. We use artificial intelligence to create fair and explainable company ratings. Customers highly appreciate the RealRate rating seal: only the strongest companies are able to offer highly attractive and innovative products with top customer services. Billion dollar companies rely on our rating and build trust with their customers.

You too can acquire the RealRate seal and advertise with it. We only reach out to the top-rated companies, like yours and only those may subscribe for our seal. Save a lot of money and effort compared to traditional rating agencies: get a RealRate seal for just \$9,900. Simply sign the attached order form and send it back via email.

I took the liberty of sending an identical letter to the CEO. Please feel free to book a short video call with me: <https://calendly.com/holger-bartel>


Sincerely,

Dr. Holger Bartel, CEO

RealRate Seal Subscription

RealRate Inc.
2040 Martin Ave., Santa Clara, California 95050, USA
Via email to: holger.bartel@realrate.ai

We subscribe to the Real Estate RealRate rating for Comstock Holding Companies Inc. The subscription comprises the annual rating update. The invoice will be sent annually, provided that a TOP rating is achieved again. The subscription can be cancelled by written letter, effective for the following year.



COMSTOCK

RealRate provides the rating seal as a scalable vector graphic. It can be used without any restrictions by Comstock Holding Companies Inc (Customer) for all promotional purposes, i.e. in product brochures, presentations, websites and broadcasting.

Item **2026 US Real Estate RealRate rating seal for Comstock Holding Companies Inc**
Amount **USD 9,900**
Order no. 2026-0001299969

Amounts payable by Customer are exclusive of taxes. Customer is responsible for all his taxes and will pay such amounts invoiced by RealRate.

Billing address

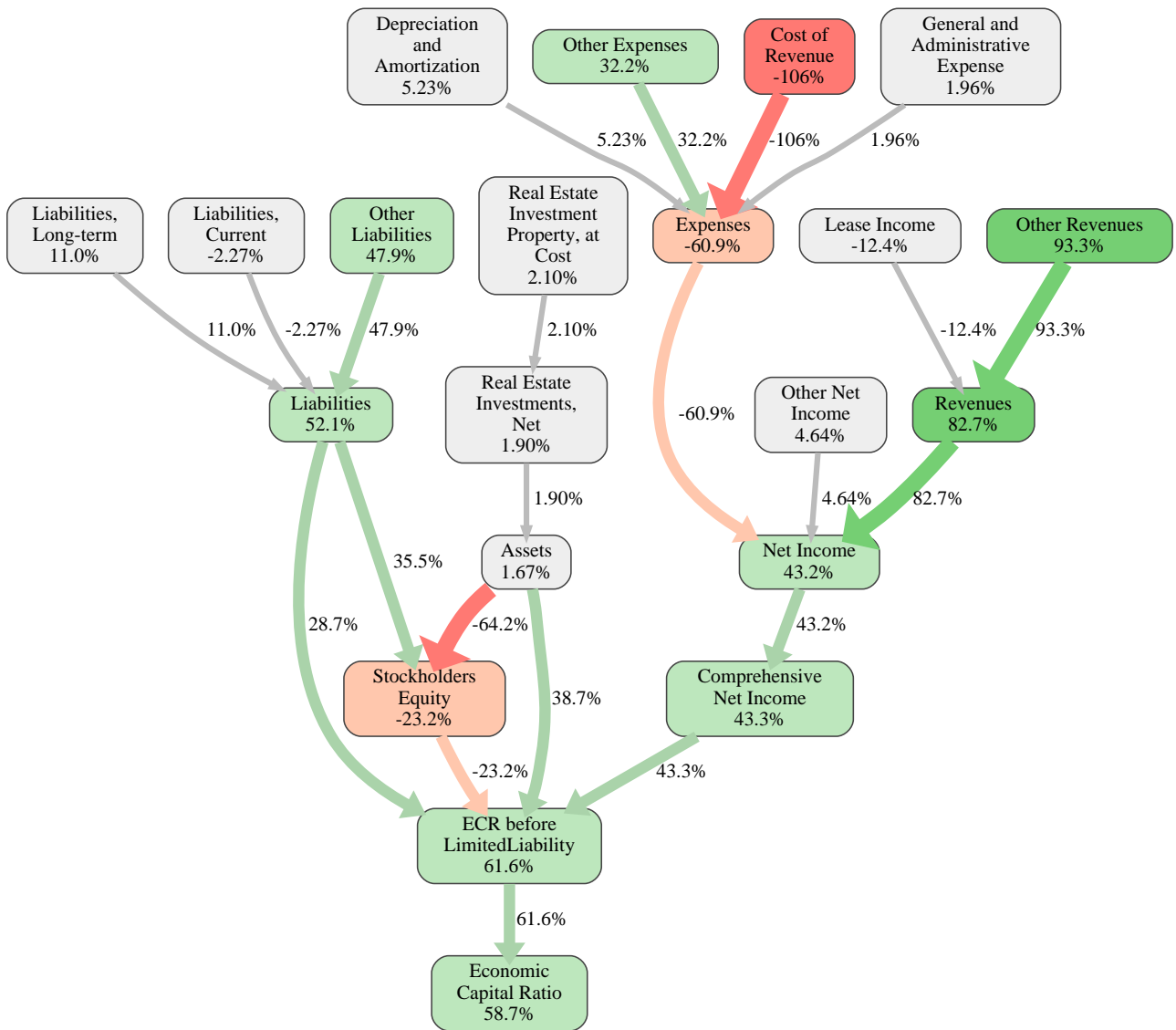
Company name	Full name
Street address	Department
City	Phone number
State / province	Email address
ZIP code	
Country	

Shipping address

The electronic RealRate rating seal and the invoice will be sent to
Delivery email

Comstock Holding Companies Inc

Date, location, name





**Comstock Holding Companies Inc
Rank 2 of 23**

The relative strengths and weaknesses of Comstock Holding Companies Inc are analyzed with respect to the market average, including all of its competitors. We analyzed all variables having an effect on the Economic Capital Ratio.

The greatest strength of Comstock Holding Companies Inc compared to the market average is the variable Other Revenues, increasing the Economic Capital Ratio by 93% points. The greatest weakness of Comstock Holding Companies Inc is the variable Cost of Revenue, reducing the Economic Capital Ratio by 106% points.

The company's Economic Capital Ratio, given in the ranking table, is 139%, being 59% points above the market average of 81%.

Input Variable	Value in 1000 USD	Output Variable	Value in 1000 USD
Cost of Revenue	48,080	Real Estate Investments, Net	0
Depreciation and Amortization	306	Liabilities	14,996
General and Administrative Expense	2,545	Assets	84,962
Goodwill and Intangible Assets	144	Revenues	62,861
Lease Income	0	Expenses	46,758
Liabilities, Current	9,680	Stockholders Equity	69,966
Liabilities, Long-term	4,356	Net Income	17,051
Other Assets	84,818	Comprehensive Net Income	17,051
Other Compr. Net Income	0	BaseVar	122,953
Other Expenses	-4,173	ECR before Limited Liability	137%
Other Liabilities	960	Economic Capital Ratio	139%
Other Net Income	948		
Other Real Estate Investments, Net	0		
Other Revenues	62,861		
Real Estate Investment Property, Accumulated Depreciation	0		
Real Estate Investment Property, at Cost	0		