

RealRate Inc., 2040 Martin Ave., Santa Clara, CA 95050



RealRate

May 12, 2026


To the CEO
Sphere Entertainment Co
TWO PENNSYLVANIA PLAZA
NEW YORK, NY 10121
USA

Sphere Entertainment Co TOP Rated in the US Recreation Ranking

Dear Sir or Madam,

at RealRate we have just published the 2026 US Recreation ranking. I am happy to inform you that Sphere Entertainment Co has been TOP Rated at rank 4 out of 18.

Overall, 18 US companies were analyzed with respect to their financial strength. The complete rating is published at <https://www.realrate.ai/rankings>. Your individual rating report, showing your strengths compared to your competitors is attached.



RealRate is an international rating agency based in Santa Clara and Berlin. We use artificial intelligence to create fair and explainable company ratings. Customers highly appreciate the RealRate rating seal: only the strongest companies are able to offer highly attractive and innovative products with top customer services. Billion dollar companies rely on our rating and build trust with their customers.

You too can acquire the RealRate seal and advertise with it. We only reach out to the top-rated companies, like yours and only those may subscribe for our seal. Save a lot of money and effort compared to traditional rating agencies: get a RealRate seal for just \$9,900. Simply sign the attached order form and send it back via email.

I took the liberty of sending an identical letter to the Marketing Department. Please feel free to book a short video call with me: <https://calendly.com/holger-bartel>


Sincerely,

Dr. Holger Bartel, CEO

RealRate Seal Subscription

RealRate Inc.
2040 Martin Ave., Santa Clara, California 95050, USA
Via email to: holger.bartel@realrate.ai

We subscribe to the Recreation RealRate rating for Sphere Entertainment Co. The subscription comprises the annual rating update. The invoice will be sent annually, provided that a TOP rating is achieved again. The subscription can be cancelled by written letter, effective for the following year.



RealRate provides the rating seal as a scalable vector graphic. It can be used without any restrictions by Sphere Entertainment Co (Customer) for all promotional purposes, i.e. in product brochures, presentations, websites and broadcasting.

Item **2026 US Recreation RealRate rating seal for Sphere Entertainment Co**
Amount **USD 9,900**
Order no. 2026-0001795250

Amounts payable by Customer are exclusive of taxes. Customer is responsible for all his taxes and will pay such amounts invoiced by RealRate.

Billing address

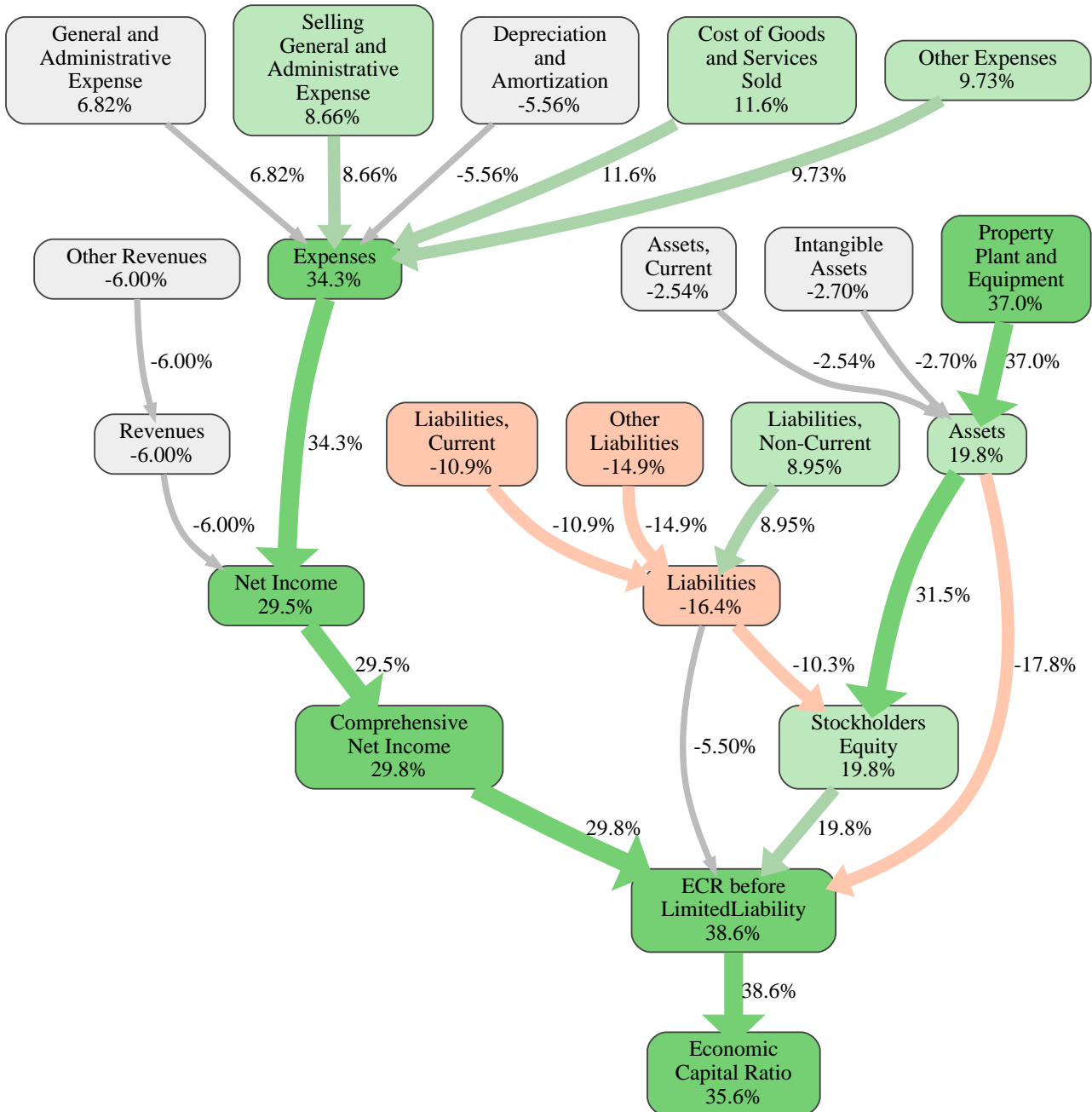
Company name	Full name
Street address	Department
City	Phone number
State / province	Email address
ZIP code	
Country	

Shipping address

The electronic RealRate rating seal and the invoice will be sent to
Delivery email

Sphere Entertainment Co

Date, location, name



The relative strengths and weaknesses of Sphere Entertainment Co are analyzed with respect to the market average, including all of its competitors. We analyzed all variables having an effect on the Economic Capital Ratio.

The greatest strength of Sphere Entertainment Co compared to the market average is the variable Property Plant and Equipment, increasing the Economic Capital Ratio by 37% points. The greatest weakness of Sphere Entertainment Co is the variable Liabilities, reducing the Economic Capital Ratio by 16% points.

The company's Economic Capital Ratio, given in the ranking table, is 173%, being 36% points above the market average of 137%.

Input Variable	Value in 1000 USD	Output Variable	Value in 1000 USD
Assets, Current	810,175	Assets	4,209,908
Assets, Non-Current	0	Liabilities	1,976,669
Cost of Goods and Services Sold	0	Expenses	371,741
Depreciation and Amortization	336,411	Revenues	1,220,045
General and Administrative Expense	0	Stockholders Equity	2,233,239
Intangible Assets	366,589	Net Income	776,258
Lease Asset	91,372	Comprehensive Net Income	782,984
Liabilities, Current	915,485	BaseVar	3,928,568
Liabilities, Non-Current	0	ECR before LimitedLiability	96%
Operating Expenses	0	Economic Capital Ratio	173%
Other Assets	231,129		
Other Compr. Net Income	6,726		
Other Expenses	35,330		
Other Liabilities	1,061,184		
Other Net Income	-72,046		
Other Revenues	1,220,045		
Property Plant and Equipment	2,710,643		
Selling General and Administrative Expense	0		