

RealRate Inc., 2040 Martin Ave., Santa Clara, CA 95050



RealRate

May 12, 2026


To the Marketing Department
Parks America INC
1300 OAK GROVE RD
PINE MOUNTAIN, GA 31822
USA

Parks America INC TOP Rated in the US Recreation Ranking

Dear Sir or Madam,

at RealRate we have just published the 2026 US Recreation ranking. I am happy to inform you that Parks America INC has been TOP Rated at rank 3 out of 18.

Overall, 18 US companies were analyzed with respect to their financial strength. The complete rating is published at <https://www.realrate.ai/rankings>. Your individual rating report, showing your strengths compared to your competitors is attached.



RealRate is an international rating agency based in Santa Clara and Berlin. We use artificial intelligence to create fair and explainable company ratings. Customers highly appreciate the RealRate rating seal: only the strongest companies are able to offer highly attractive and innovative products with top customer services. Billion dollar companies rely on our rating and build trust with their customers.

You too can acquire the RealRate seal and advertise with it. We only reach out to the top-rated companies, like yours and only those may subscribe for our seal. Save a lot of money and effort compared to traditional rating agencies: get a RealRate seal for just \$9,900. Simply sign the attached order form and send it back via email.

I took the liberty of sending an identical letter to the CEO. Please feel free to book a short video call with me: <https://calendly.com/holger-bartel>


Sincerely,

Dr. Holger Bartel, CEO

RealRate Seal Subscription

RealRate Inc.
2040 Martin Ave., Santa Clara, California 95050, USA
Via email to: holger.bartel@realrate.ai

We subscribe to the Recreation RealRate rating for Parks America INC. The subscription comprises the annual rating update. The invoice will be sent annually, provided that a TOP rating is achieved again. The subscription can be cancelled by written letter, effective for the following year.



RealRate provides the rating seal as a scalable vector graphic. It can be used without any restrictions by Parks America INC (Customer) for all promotional purposes, i.e. in product brochures, presentations, websites and broadcasting.

Item **2026 US Recreation RealRate rating seal for Parks America INC**
Amount **USD 9,900**
Order no. 2026-0001297937

Amounts payable by Customer are exclusive of taxes. Customer is responsible for all his taxes and will pay such amounts invoiced by RealRate.

Billing address

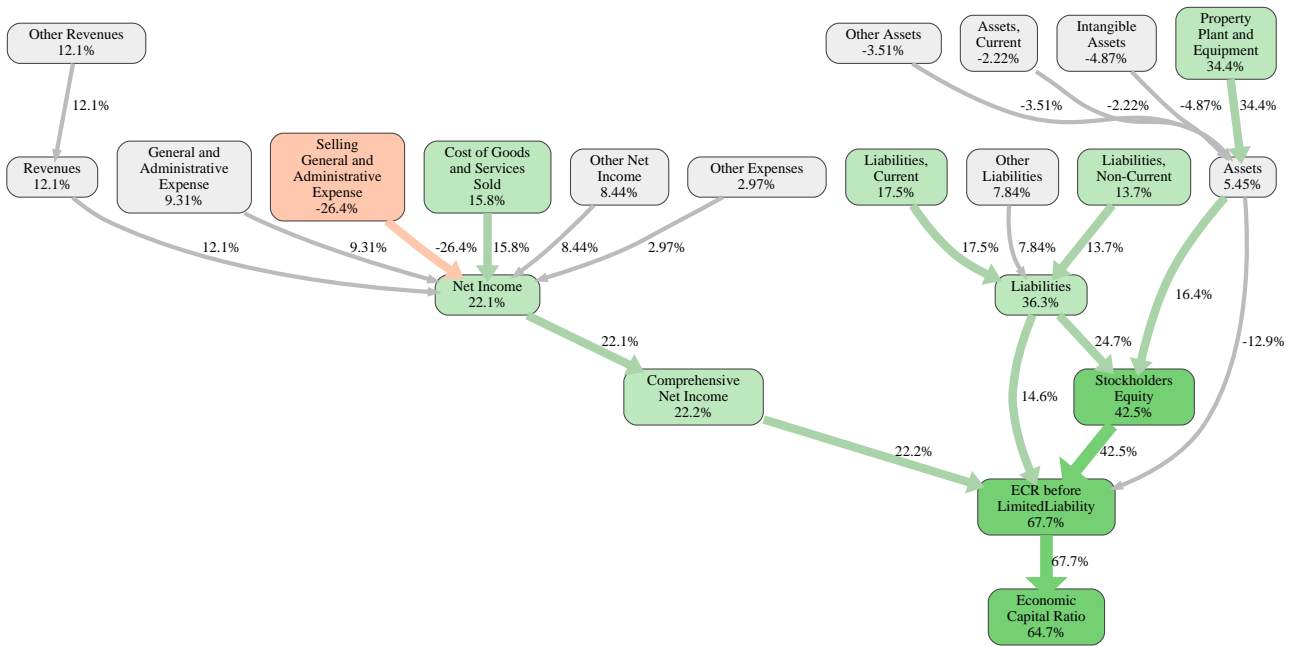
Company name	Full name
Street address	Department
City	Phone number
State / province	Email address
ZIP code	
Country	

Shipping address

The electronic RealRate rating seal and the invoice will be sent to
Delivery email

Parks America INC

Date, location, name





The relative strengths and weaknesses of Parks America INC are analyzed with respect to the market average, including all of its competitors. We analyzed all variables having an effect on the Economic Capital Ratio.

The greatest strength of Parks America INC compared to the market average is the variable Stockholders Equity, increasing the Economic Capital Ratio by 43% points. The greatest weakness of Parks America INC is the variable Selling General and Administrative Expense, reducing the Economic Capital Ratio by 26% points.

The company's Economic Capital Ratio, given in the ranking table, is 202%, being 65% points above the market average of 137%.

Input Variable	Value in 1000 USD	Output Variable	Value in 1000 USD
Assets, Current	4,441	Assets	19,499
Assets, Non-Current	0	Liabilities	4,234
Cost of Goods and Services Sold	0	Expenses	9,734
Depreciation and Amortization	886	Revenues	10,550
General and Administrative Expense	0	Stockholders Equity	15,265
Intangible Assets	0	Net Income	1,458
Lease Asset	0	Comprehensive Net Income	1,458
Liabilities, Current	1,447	BaseVar	22,329
Liabilities, Non-Current	0	ECR before Limited Liability	138%
Operating Expenses	0	Economic Capital Ratio	202%
Other Assets	35		
Other Compr. Net Income	0		
Other Expenses	2,007		
Other Liabilities	2,788		
Other Net Income	642		
Other Revenues	10,550		
Property Plant and Equipment	15,023		
Selling General and Administrative Expense	6,840		