

RealRate Inc., 2040 Martin Ave., Santa Clara, CA 95050



**RealRate**

May 12, 2026


To the Marketing Department  
Walt Disney Co  
500 SOUTH BUENA VISTA STREET  
BURBANK, CA 91521  
USA

### **Walt Disney Co TOP Rated in the US Recreation Ranking**

Dear Sir or Madam,

at RealRate we have just published the 2026 US Recreation ranking. I am happy to inform you that Walt Disney Co has been TOP Rated at rank 2 out of 18.

Overall, 18 US companies were analyzed with respect to their financial strength. The complete rating is published at <https://www.realrate.ai/rankings>. Your individual rating report, showing your strengths compared to your competitors is attached.



The  
**WALT DISNEY**  
Company

RealRate is an international rating agency based in Santa Clara and Berlin. We use artificial intelligence to create fair and explainable company ratings. Customers highly appreciate the RealRate rating seal: only the strongest companies are able to offer highly attractive and innovative products with top customer services. Billion dollar companies rely on our rating and build trust with their customers.

You too can acquire the RealRate seal and advertise with it. We only reach out to the top-rated companies, like yours and only those may subscribe for our seal. Save a lot of money and effort compared to traditional rating agencies: get a RealRate seal for just \$9,900. Simply sign the attached order form and send it back via email.

I took the liberty of sending an identical letter to the CEO. Please feel free to book a short video call with me: <https://calendly.com/holger-bartel>


Sincerely,

Dr. Holger Bartel, CEO

# RealRate Seal Subscription

RealRate Inc.  
2040 Martin Ave., Santa Clara, California 95050, USA  
Via email to: [holger.bartel@realrate.ai](mailto:holger.bartel@realrate.ai)

We subscribe to the Recreation RealRate rating for Walt Disney Co. The subscription comprises the annual rating update. The invoice will be sent annually, provided that a TOP rating is achieved again. The subscription can be cancelled by written letter, effective for the following year.



RealRate provides the rating seal as a scalable vector graphic. It can be used without any restrictions by Walt Disney Co (Customer) for all promotional purposes, i.e. in product brochures, presentations, websites and broadcasting.

Item           **2026 US Recreation RealRate rating seal for Walt Disney Co**  
Amount       **USD 9,900**  
Order no.    2026-0001744489

Amounts payable by Customer are exclusive of taxes. Customer is responsible for all his taxes and will pay such amounts invoiced by RealRate.

**Billing address**

Company name	Full name
Street address	Department
City	Phone number
State / province	Email address
ZIP code	
Country	

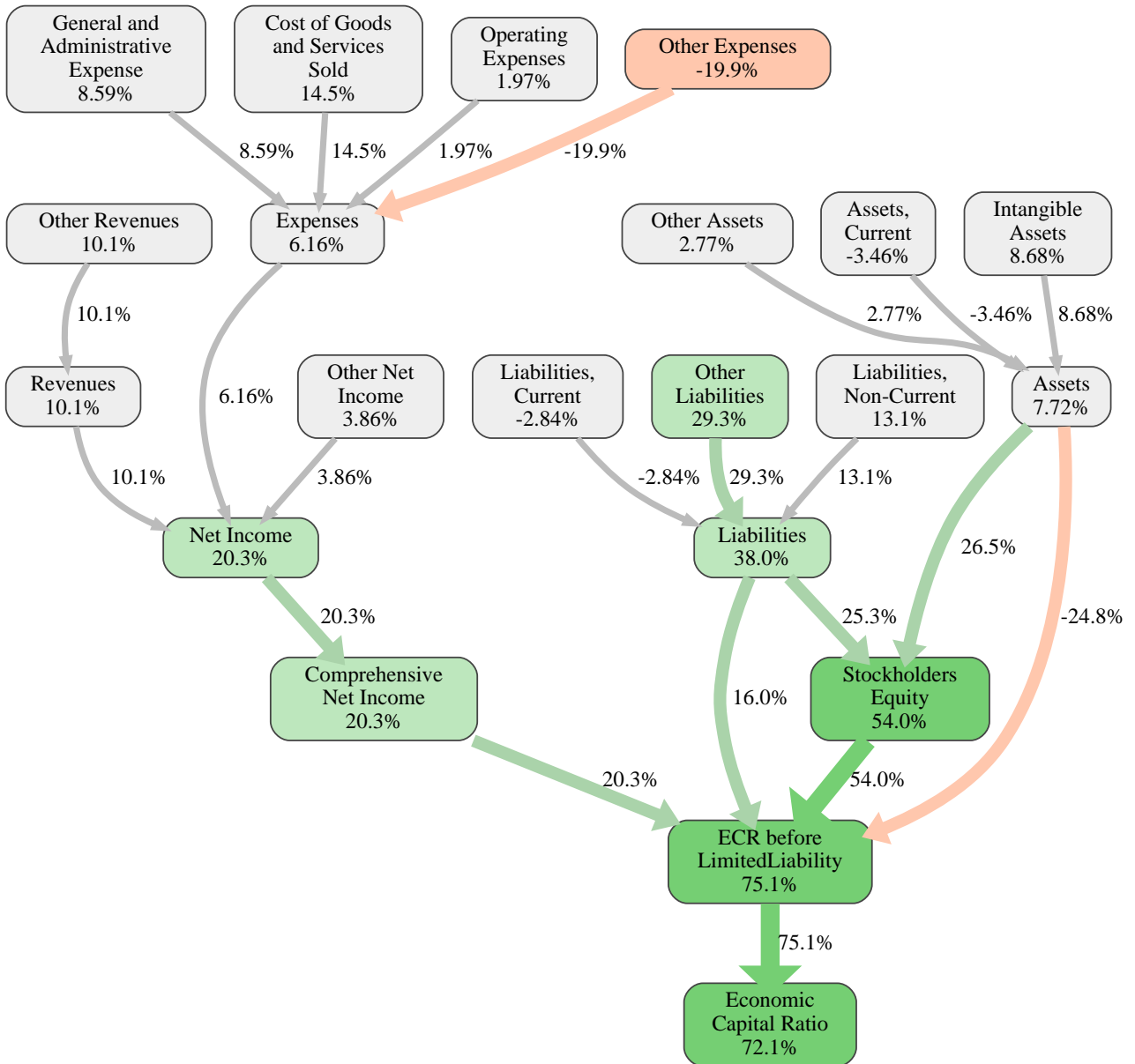
**Shipping address**

The electronic RealRate rating seal and the invoice will be sent to  
Delivery email

Walt Disney Co

---

Date, location, name



The relative strengths and weaknesses of Walt Disney Co are analyzed with respect to the market average, including all of its competitors. We analyzed all variables having an effect on the Economic Capital Ratio.

The greatest strength of Walt Disney Co compared to the market average is the variable Stockholders Equity, increasing the Economic Capital Ratio by 54% points. The greatest weakness of Walt Disney Co is the variable Other Expenses, reducing the Economic Capital Ratio by 20% points.

The company's Economic Capital Ratio, given in the ranking table, is 209%, being 72% points above the market average of 137%.

Input Variable	Value in 1000 USD	Output Variable	Value in 1000 USD
Assets, Current	24,267,000	Assets	197,514,000
Assets, Non-Current	8,097,000	Liabilities	34,162,000
Cost of Goods and Services Sold	0	Expenses	79,984,000
Depreciation and Amortization	5,326,000	Revenues	94,425,000
General and Administrative Expense	0	Stockholders Equity	163,352,000
Intangible Assets	82,566,000	Net Income	13,431,000
Lease Asset	0	Comprehensive Net Income	13,189,000
Liabilities, Current	34,162,000	BaseVar	203,668,500
Liabilities, Non-Current	0	ECR before LimitedLiability	150%
Operating Expenses	0	Economic Capital Ratio	209%
Other Assets	41,329,000		
Other Compr. Net Income	-242,000		
Other Expenses	58,157,000		
Other Liabilities	0		
Other Net Income	-1,010,000		
Other Revenues	94,425,000		
Property Plant and Equipment	41,255,000		
Selling General and Administrative Expense	16,501,000		