
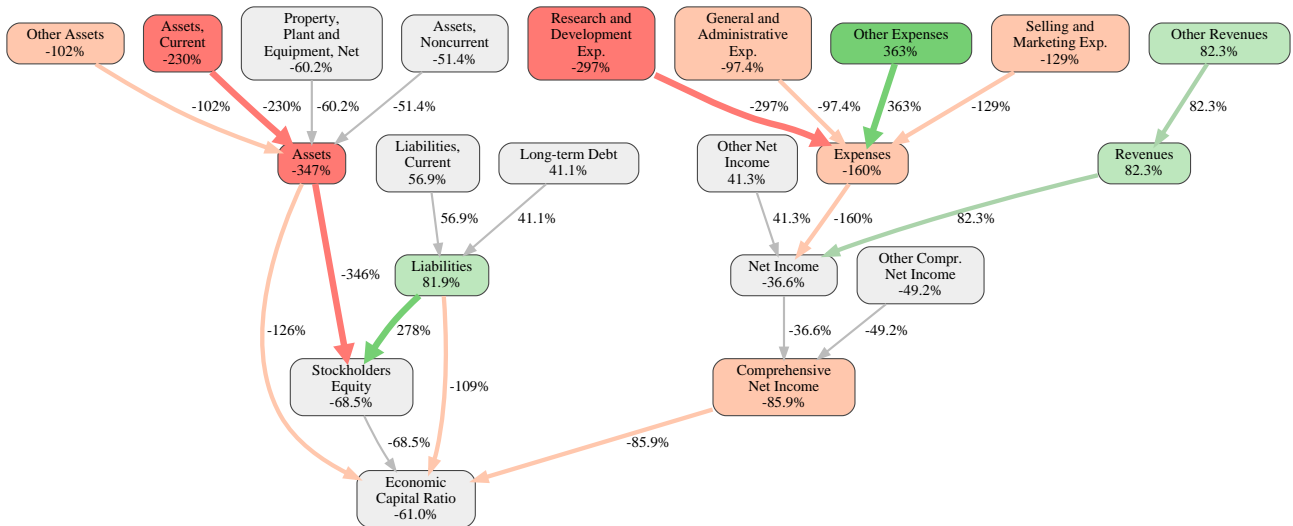




SERVICES-PREPACKAGED SOFTWARE 2020



COUNTERPATH CORP
Rank 99 of 129






RealRate

SERVICES-PREPACKAGED SOFTWARE 2020

COUNTERPATH CORP Rank 99 of 129



The relative strengths and weaknesses of COUNTERPATH CORP are analyzed with respect to the market average, including all of its competitors. We analyzed all variables having an effect on the Economic Capital Ratio.

The greatest strength of COUNTERPATH CORP compared to the market average is the variable Other Expenses, increasing the Economic Capital Ratio by 363% points. The greatest weakness of COUNTERPATH CORP is the variable Research and Development Exp., reducing the Economic Capital Ratio by 297% points.

The company's Economic Capital Ratio, given in the ranking table, is -348%, being 61% points below the market average of -287%.

Input Variable	Value in 1000 USD
Assets, Current	4,126
Assets, Noncurrent	0
General and Administrative Exp.	4,098
Intangible Assets	6,766
Liabilities, Current	4,885
Long-term Debt	0
Other Assets	172
Other Compr. Net Income	-633
Other Expenses	2,224
Other Liabilities	3,014
Other Net Income	153
Other Revenues	10,765
Property, Plant and Equipment, Net	60
Research and Development Exp.	5,548
Selling and Marketing Exp.	4,062

Output Variable	Value in 1000 USD
Liabilities	7,899
Assets	11,125
Expenses	15,932
Revenues	10,765
Stockholders Equity	3,226
Net Income	-5,013
Comprehensive Net Income	-5,647
Economic Capital Ratio	-348%