

RealRate Inc., 2040 Martin Ave., Santa Clara, CA 95050



**RealRate**

To the Marketing Department  
Ansys INC  
2600 ANSYS DRIVE, SOUTHPOINTE  
CANONSBURG, PA 15317  
USA


September 19, 2025

### **Ansys INC TOP Rated in the US Services-Prepackaged Software Ranking**

Dear Sir or Madam,

at RealRate we have just published the 2025 US SERVICES-PREPACKAGED SOFTWARE ranking. I am happy to inform you that Ansys INC has been TOP Rated at rank 16 out of 140.

Overall, 140 US companies were analyzed with respect to their financial strength. The complete rating is published at <https://www.realrate.ai/rankings>. Your individual rating report, showing your strengths compared to your competitors is attached.



RealRate is an international rating agency based in Santa Clara and Berlin. We use artificial intelligence to create fair and explainable company ratings. Customers highly appreciate the RealRate rating seal: only the strongest companies are able to offer highly attractive and innovative products with top customer services. Billion dollar companies rely on our rating and build trust with their customers.

You too can acquire the RealRate seal and advertise with it. We only reach out to the top-rated companies, like yours and only those may subscribe for our seal. Save a lot of money and effort compared to traditional rating agencies: get a RealRate seal for just \$9,900. Simply sign the attached order form and send it back via email.

I took the liberty of sending an identical letter to the CEO. Please feel free to book a short video call with me: <https://calendly.com/holger-bartel>


Sincerely,

Dr. Holger Bartel, CEO

# RealRate Seal Subscription

RealRate Inc.  
2040 Martin Ave., Santa Clara, California 95050, USA  
Via email to: [holger.bartel@realrate.ai](mailto:holger.bartel@realrate.ai)

We subscribe to the SERVICES-PREPACKAGED SOFTWARE RealRate rating for Ansys INC. The subscription comprises the annual rating update. The invoice will be sent annually, provided that a TOP rating is achieved again. The subscription can be cancelled by written letter, effective for the following year.



RealRate provides the rating seal as a scalable vector graphic. It can be used without any restrictions by Ansys INC (Customer) for all promotional purposes, i.e. in product brochures, presentations, websites and broadcasting.

Item	<b>2025 US SERVICES-PREPACKAGED SOFTWARE RealRate rating seal for Ansys INC</b>
Amount	<b>USD 9,900</b>
Order no.	2025-0001013462

Amounts payable by Customer are exclusive of taxes. Customer is responsible for all his taxes and will pay such amounts invoiced by RealRate.

## Billing address

Company name	Full name
Street address	Department
City	Phone number
State / province	Email address
ZIP code	
Country	

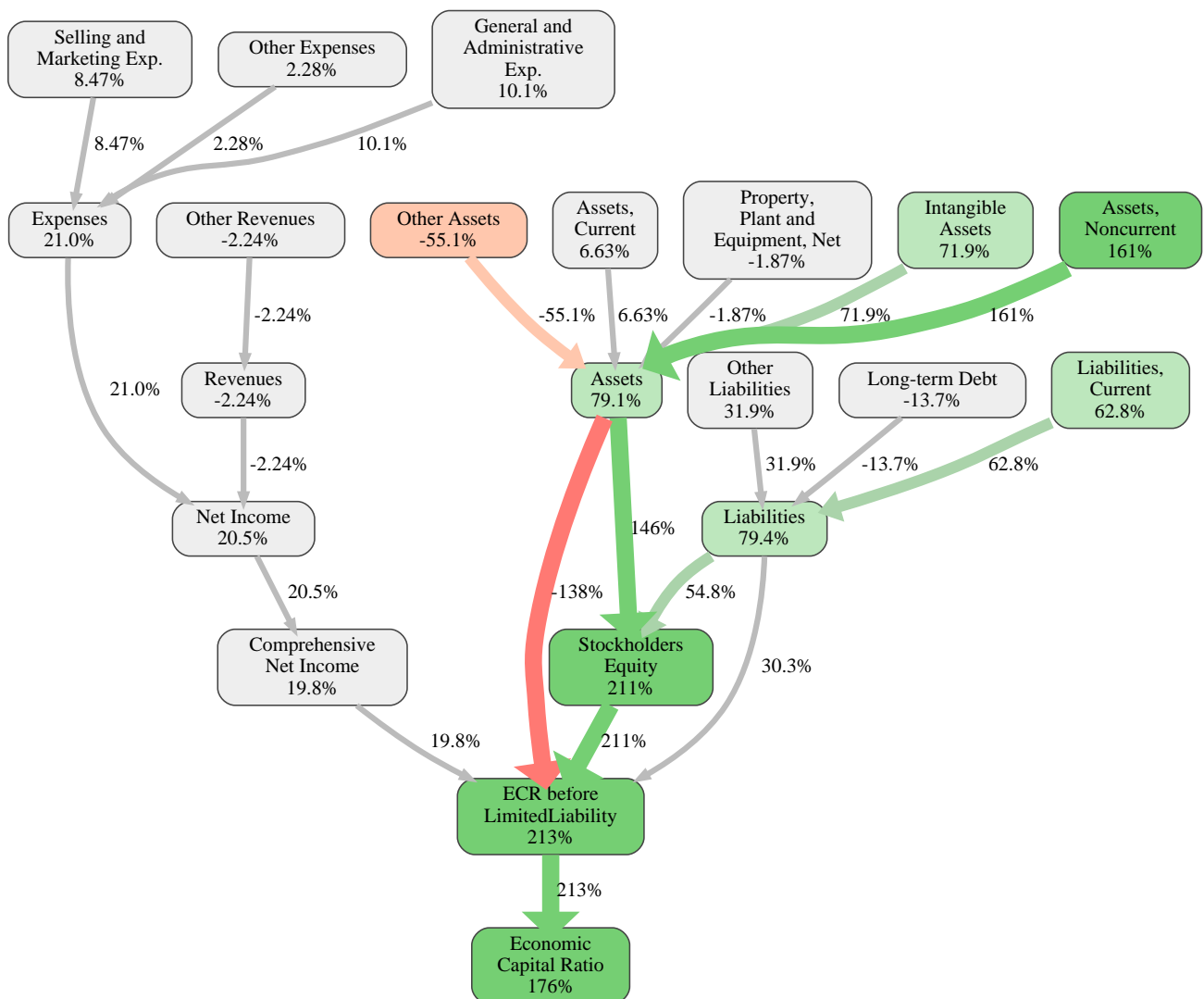
## Shipping address

The electronic RealRate rating seal and the invoice will be sent to  
Delivery email

Ansys INC

---

Date, location, name



The relative strengths and weaknesses of Ansys INC are analyzed with respect to the market average, including all of its competitors. We analyzed all variables having an effect on the Economic Capital Ratio.

The greatest strength of Ansys INC compared to the market average is the variable Stockholders Equity, increasing the Economic Capital Ratio by 211% points. The greatest weakness of Ansys INC is the variable Other Assets, reducing the Economic Capital Ratio by 55% points.

The company's Economic Capital Ratio, given in the ranking table, is 528%, being 176% points above the market average of 352%.

Input Variable	Value in 1000 USD
Assets, Current	2,831,493
Assets, Noncurrent	5,219,938
General and Administrative Exp.	0
Intangible Assets	4,599,494
Liabilities, Current	997,047
Long-term Debt	967,944
Other Assets	-4,689,140
Other Compr. Net Income	-57,309
Other Expenses	1,489,102
Other Liabilities	0
Other Net Income	47,999
Other Revenues	2,544,809
Property, Plant and Equipment, Net	89,646
Research and Development Exp.	528,014
Selling and Marketing Exp.	0

Output Variable	Value in 1000 USD
Liabilities	1,964,991
Assets	8,051,431
Expenses	2,017,116
Revenues	2,544,809
Stockholders Equity	6,086,440
Net Income	575,692
Comprehensive Net Income	518,383
ECR before Limited Liability	411%
Economic Capital Ratio	528%