

RealRate Inc., 2040 Martin Ave., Santa Clara, CA 95050



**RealRate**

June 16, 2026


To the CEO  
OSR Holdings Inc  
10900 NE 4TH STREET, SUITE 2300  
BELLEVUE, WA 98004  
USA

### **OSR Holdings Inc TOP Rated in the US Spacs Ranking**

Dear Sir or Madam,

at RealRate we have just published the 2026 US Spacs ranking. I am happy to inform you that OSR Holdings Inc has been TOP Rated at rank 4 out of 23.

Overall, 23 US companies were analyzed with respect to their financial strength. The complete rating is published at <https://www.realrate.ai/rankings>. Your individual rating report, showing your strengths compared to your competitors is attached.



RealRate is an international rating agency based in Santa Clara and Berlin. We use artificial intelligence to create fair and explainable company ratings. Customers highly appreciate the RealRate rating seal: only the strongest companies are able to offer highly attractive and innovative products with top customer services. Billion dollar companies rely on our rating and build trust with their customers.

You too can acquire the RealRate seal and advertise with it. We only reach out to the top-rated companies, like yours and only those may subscribe for our seal. Save a lot of money and effort compared to traditional rating agencies: get a RealRate seal for just \$9,900. Simply sign the attached order form and send it back via email.

Please feel free to book a short video call with me: <https://calendly.com/holger-bartel>


Sincerely,

Dr. Holger Bartel, CEO

# RealRate Seal Subscription

RealRate Inc.  
2040 Martin Ave., Santa Clara, California 95050, USA  
Via email to: [holger.bartel@realrate.ai](mailto:holger.bartel@realrate.ai)

We subscribe to the Spacs RealRate rating for OSR Holdings Inc. The subscription comprises the annual rating update. The invoice will be sent annually, provided that a TOP rating is achieved again. The subscription can be cancelled by written letter, effective for the following year.



RealRate provides the rating seal as a scalable vector graphic. It can be used without any restrictions by OSR Holdings Inc (Customer) for all promotional purposes, i.e. in product brochures, presentations, websites and broadcasting.

Item           **2026 US Spacs RealRate rating seal for OSR Holdings Inc**  
Amount       **USD 9,900**  
Order no.    2026-0001840425

Amounts payable by Customer are exclusive of taxes. Customer is responsible for all his taxes and will pay such amounts invoiced by RealRate.

## Billing address

Company name	Full name
Street address	Department
City	Phone number
State / province	Email address
ZIP code	
Country	

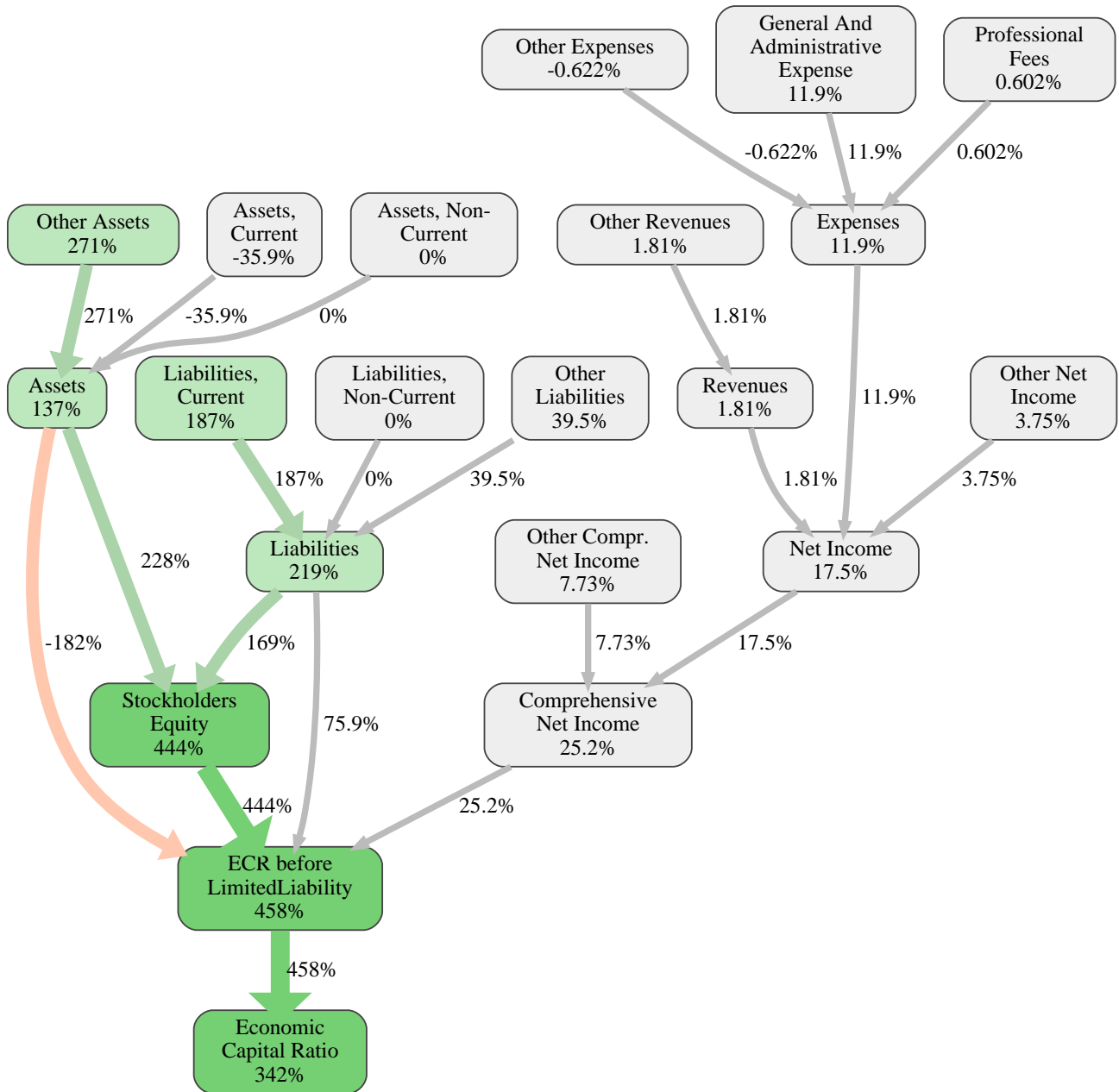
## Shipping address

The electronic RealRate rating seal and the invoice will be sent to  
Delivery email

OSR Holdings Inc

---

Date, location, name



The relative strengths and weaknesses of OSR Holdings Inc are analyzed with respect to the market average, including all of its competitors. We analyzed all variables having an effect on the Economic Capital Ratio.

The greatest strength of OSR Holdings Inc compared to the market average is the variable Stockholders Equity, increasing the Economic Capital Ratio by 444% points. The greatest weakness of OSR Holdings Inc is the variable Assets, Current, reducing the Economic Capital Ratio by 36% points.

The company's Economic Capital Ratio, given in the ranking table, is 818%, being 342% points above the market average of 475%.

Input Variable	Value in 1000 USD
Assets, Current	2,817
Assets, Non-Current	0
General And Administrative Expense	0
Liabilities, Current	17,165
Liabilities, Non-Current	0
Other Assets	168,421
Other Compr. Net Income	13,034
Other Expenses	34,364
Other Liabilities	27,036
Other Net Income	64
Other Revenues	7,242
Professional Fees	0

Output Variable	Value in 1000 USD
Assets	171,238
Liabilities	44,201
Expenses	34,364
Revenues	7,242
Stockholders Equity	127,037
Net Income	-27,059
Comprehensive Net Income	-14,025
BaseVar	135,071
ECR before LimitedLiability	577%
Economic Capital Ratio	818%